

**KEY NOTE**

Sec: E. (Geo) Longden. G3ZQS. 119 Cemetery Rd., DARWEN, Lancs. BB3 2LZ. England. 0254 703948

**Slow Traffic Net:** Tuesday/ Thursday 9pm EDT on 3.682**Slow Ragchewing Group:** W8BI 8pm EDT Wed on 3.720**Century Award Net:** Sunday 2000Z on 14.058MHz*Please keep watch on the Novice Bands and***Saturday QSO Groups:** 14.058 at 2000Z (WP2T) and 7.058 at 2300Z*frequencies ending in .x58 (.058, .158, .258 etc)*

# North American Memo

*by Nancy Kott WZ8C***PO Box 47 Hadley MI  
48440-0047****email: nancy@tir.com***phone: 810-797-5388**Articles from The Keynote may be  
reprinted**if credit is given to the original author.*

Hello FISTS! I hope no one minds too much, I am combining Issues 5 and 6. Geo, G3ZQS didn't put out a May issue. Getting ready for The Debate with W5YI and all the preparations for the FISTS booth at Dayton, I didn't get time to do one before the Ham Vention. And afterwards, I was so busy getting caught up on the paperwork generated in Dayton, that here it is the end of the month, and I still don't have the Keynote done. I'm not making excuses, but it doesn't happen too often, so I hope you understand!

Dayton was wonderful. My sincere thanks to all who helped with the FIST booth. I know I'll leave someone out if I mention callsigns but I'd like to acknowledge the efforts of Rene **WO8E** (who still has laringitis two weeks later), Dave **N6MLW**, Claire **AA6QO**, Randy **K8EZ**, Jack **WB2FXK**, Chuck **N8DWH**, Joe **N8TI**, Brian **W8BL**, and Rick **VE3FMC**. They spent a lot of time at the booth, which let me get out and take a break. Thanks to Randy **K8EZ** for designing the tri-fold pamphlets we gave out, and Pete **K8OUA** for taking care of the FISTS Annual Eyeball Party.

We had 147 FISTS sign in at the booth - and thirty three new FISTS joined at Dayton. And many thanks to those who renewed - be sure to check your mailing label to make sure the date reflects your renewal.

The Debate about "should there be a CW requirement for HF privileges" against W5YI was a big success for Our Side! I had many people come up to the booth on Sunday, say that they saw the debate and wanted to join FISTS! W5YI told me the next day, that it was the "biggest blow to his ego that he's ever had" -- all day long people were coming up to him and telling him how they disagreed with his anti-code requirement stand.

I want to give a big Thank You to Peter O'Dell. Peter is a FISTS member and a hypno-therapist. I called him and asked him if there was something he could do for my stage fright. He did a session of some stuff called NLP with me over the phone. It's not hypnosis, but a 'positive thinking' imagery type thing. The results were amazing! I was filled with confidence and didn't hardly even have butterflies! Peter has code-tapes using these principles - I can't vouch that they will work as well as the NLP did for my stage fright, of course, but they would be certainly worth looking into. His address is Alternative Arts 261 9th Street South, Naples FL 34102 (800) 425-2552.

And I couldn't have done it without all your encouraging letters and calls - the suggestions of what points to make and arguments for CW! The support via Email and letters was phenomenal. It really gave me courage to 'do battle' knowing that I had the support of FISTS behind me. Special thanks to Mike **N3HLM** and Ed **W8QJT**, Don **KC7QBU**, Howie **W5OM**, Ken **W8ROG** and Lee **N9NVV**.

And a big thank you to all of you who hung around Saturday to attend The Debate. The timing was bad - W5YI and I were on from 4:30-5:00 and the Hamvention closed at 5:00, so there was some concern that the attendees might miss the last shuttle bus. The neatest thing about that afternoon was the thunderous applause after I spoke and the silence that followed W5YI. Len Winkler (the host) noticed that and said it must be because the audience was all FISTS members. But when he asked for a show of hands, only about half the group were FISTS!

I don't have a transcript of W5YI's remarks or Len Winkler's comments to print here, but I'll put my opening remarks in the Keynote this month.

**HOW DO I...?**

...**ORDER CLUB SUPPLIES?** Irene WO8E 25206 Hayes, Roseville MI 48066 has Gold logo stickers, 200 for \$5 Blue enamel/gold metal clasp-back logo pins \$3.50; Cloth logo patches 3" octagon shaped \$1.50 Rubber stamps with the FISTS logo for use with an ink pad (not included) for \$5. "I Support KNOW Code" buttons for .75 Pse make checks out to FISTS. These prices DO include first class postage. Cobalt blue w/gold FISTS logo coffee mugs are available from Joe Falcone 9614 Arden Ave, Livonia MI 48150 for \$4.50 plus \$3 postage - make checks payable to Joe Falcone.

...**GET AN UP-TO-DATE MEMBERLIST?**

Send a SASE with TWO ADDITIONAL Loose Stamps to Ed N7CFA 2628 Lilac Street, Longview WA 98632.

...**Get on the FISTS On-Line Email List?**

Send your Email address to blafont@tir.com

...**GET/SEND FISTS QSL CARDS Via BURO?** Brian W8BL 3050 Rochester Rd, Dryden MI 48428 handles the Buro. Pse sort your outgoing DX and NA cards alphabetically by call area.

To get cards you may have waiting, send loose stamps to Brian and he'll use them to send your cards to you as they come in.

...**RENEW MY KEYNOTE SUBSCRIPTION?** Send a check/ money order made out to FISTS for \$15/year to Nancy WZ8C POBox 47 Hadley MI 48440

**SPONSOR A DX FISTS?...**

DX FISTS have a separate block of numbers; their Keynote is mailed from Geo G3ZQS. Send their info to Geo 119 Cemetery Rd, Darwen Lancs, BB3 2LZ; he'll send them a DX application .

...**HAVE APPS/SAMPLES SENT TO FRIENDS?** Send their address, SASE or loose stamps to hold down expenses, to Joe K5HLR 29 Melrose Dr, Marrero LA, 70072. Or reach Joe via Email at jpardue@jep.com.

...**APPLY FOR THE CENTURY or WAS AWARD?** Send a list of contacts (call, FISTS #, qth, date, time, band) and power used to Lee N9NVV 4530 N 15th Street Terre Haute IN 47805 Don't submit QSLs

...**VOLUNTEER FOR or GET A CODE BUDDY?**

Ed WA3WSJ 775 Moonflower Reading PA 19606

...**SHARE COMPUTER SOFTWARE?**

Joe WZ8U 5428 Bolander Grand Blanc MI 48439

...**GET MY PHOTO ON THE PHOTOPAGES?** Send a snapshot of yourself to Ken W8ROG 25206 Hayes Roseville MI 48066.

...**GET A COPY OF FISTS PRESENTATION**

to give at my local club meeting?

Contact Randy K8EZ, 2674 Gemini Dr, Lk Orion MI 48360 email - k8ez@concentric.net

...**FIND THE WEB PAGE?**

http://n9nvv.qrp.com/~fists

...**SUGGEST IDEAS FOR THE WEB PAGE?**

Contact Bill KK4KF at bjmyers@arc.net

....**ORDER FISTS CLUB QSL CARDS?**

send SASE to WX9X at 354 West St, Valparaiso IN 46383

...**ORDER A FISTS CLUB ID BADGE?**

Our club badge is dark blue, with FISTS logo in gold and your name, callsign and "Intn't Morse Preservation Society" in white. They are available from The Signman of Baton Rouge 879 Castle Kirk Dr, Baton Rouge LA 70808 email nv5a@aol.com

...**IMPROVE MY CODE SPEED and MEET LOTS OF NEW FRIENDS?** Join FISTS! Get involved in the nets and activities! Volunteer to be a Code Buddy! Write an article for the Keynote about your interests!

**CODE BUDDY APPLICATION**

FISTS #

Name \_\_\_\_\_

Callsign \_\_\_\_\_ License class \_\_\_\_\_

Mailing address \_\_\_\_\_

Email address \_\_\_\_\_

Phone number ( ) \_\_\_\_\_

Bands worked \_\_\_\_\_

Sked time preferred \_\_\_\_\_

Approximate Code Speed level \_\_\_\_\_

Do you want to help a newcomer, do you need help getting your speed up, making those first few contacts? Pse describe your situation and/or goals:

Please list any other info that will help us hook you up with a Code Buddy:

**Thank you for joining FISTS Code Buddy program. Send this info to Ed WA3WSJ 775 Moonflower Reading PA 19606**

## Welcome to the New FISTS

- 3350 Preston KJ7US in Tucson AZ (WB2FXK)  
3349 Lynn AA9NA in Shabbona Illinois  
3348 Bart WB2HEK in Highland Park NJ (G3RSP)  
3347 Greg WB9MII in Park Forest IL (AA9KH)  
3346 Rob WA0VQY in Ames Iowa (N8NLE)  
3345 Larry WN4DXL in Bradenton FL (AE4JG)  
3344 Steve K0JW in Timnath Colorado  
3343 John AA8UU in Madison Hgts MI (K8JV)  
3342 Rich AA2NL in Mendham NJ (WA3WEE)  
3341 Bill KG0IT in Defiance MO (AA0YY)  
3340 John KB9KWL in Hale Corners WI  
3339 Walt KT4MX in Port Charlotte FL (K4HXM)  
3338 Frank W4UOR in Reidsville NC (WA2BQI)  
3337 Bob KC5UGX in Woodward OK (KA1RVV)  
3336 Herb K8GRN in Arizona City AZ (VE1ZAC)  
3335 Frank KD2IX in Lak Carmel NY (WO8E)  
3334 Paul VE3IKS in Longlac ONT (K5HLR)  
3333 Arlan K8OW in Huntington Woods MI (K8JV)  
3332 Alan N8UDO in Oak Park MI (N6MLW)  
3330 Diane K2DO in Copiague NY (N2GA)  
3329 Ken N9KJU in Wheaton IL (N9SSG/N4SI)  
3328 Neil N3DF in Boulder CO  
3327 Evan AA8TK in Oak Park MI (K8JV/KF8KS)  
3326 Clarence KA3MTJ in St Louis MO  
3325 Bruce N6NT/ZF8BS in Saratoga CA (WO8E)  
3324 Bob K8CVC in Washington Court House OH  
3323 Jim K8SIA in Brighton MI (K8BTH)  
3322 Jack WB8SEA in Bucyrus OH  
3321 Jim AC4AS in Garden City SC  
3320 Sandy KB8PHO in Canton OH (N8ZXB)  
3319 Bob KF8UY in Troy Ohio  
3318 Don W8QCU in Springfield Ohio  
3317 Phil K1HS in Amherst NH  
3316 Dwight KM4FO in Madisonville KY (WO8E)  
3315 Rose Mary KB8OZV in Springfield Ohio  
3314 Peter KC8AZZ in Britton Michigan  
3313 George N2GA in Copiague NY (K2YEW)  
3312 Tom W1TP in N Caldwell (N6MLW)  
3311 Mike KC8GBM in Saline MI  
3310 Gary W0AW in Wyoming MN  
3309 Bud KJ5XC in Mtn Home AR  
3308 Bruce AA3KR in Pasadena MD (N3BTM)  
3307 Stan W4VZB in Monroe GA  
3306 Rich K8IG in Reading OH (WB2FXK)  
3305 Laurie N2XWA in Keansburg NJ (AF9H/AI9L)  
3304 Alex WA5UNY in Dallas Texas (WO8E)  
3303 Rod WG8W in Montrose MI (KG8WF)  
3302 Ernie KP4AWI in San Juan Puerto Rico  
3301 Alan N8CX in Lakewood OH (K8ME)  
3300 John WB8AUJ in Mason Ohio  
3299 Lowell KK5JZ in Livingston TX  
3298 Gator W4BGG in Pensacola FL (N4ZMP)  
3297 John N4TJL in Pensacola FL (KS4IE)  
3296 Ron KG9AX in Indianapolis IN (G3ZQS)  
3295 M.H. W6NKR in Sacramento CA (W6NKE)  
3294 Larry WD3P in Upper Marlboro MD (K3WWP)  
3293 Rob WA6CW (KT4YY)  
3292 Jerry VE3DLH in Priceville ONT (KP4DJ)  
3291 Jerry N2XHY in Smithtown NY (AD4PE)  
3290 Bob KB9GVY in St Charles IL (WB2FXK)  
3289 Tony KB8AAX in Royal Oak MI  
3288 John N2QCE in East Moriches NY (AA2SM)  
3287 Walt KB6QIB in Danville CA (W3CV)  
3286 Chuck W2NGB in Fullerton CA (KE6CSL)  
3285 Lee W5ZDW in Denham Springs LA (AC5JH)  
3284 Doc AC5IA in Denham Springs LA (AC5JH)  
3283 Ed KS5V in Canyon Lake TX (N5JWL)  
3282 Dick NJ1M in Norton MA (N1PVP)  
3281 Floyd N3YPW in Ligonier PA (KB8ZVD)  
3280 Gene N7EIF in Corvallis OR (K5HLR)  
3279 Royce W4FBE in Anderson SC (KE4WCW)  
3278 Tom WA1GAG in Gilford NH (G0TCM)  
3277 Phil K7DOE in Florence OR (W4JCH)  
3276 E.J. VE1TD in Nova Scotia CAN (K5HLR)  
3275 Steve KF4KUO in Atlanta GA (AE4JG)  
3274 Tom WN7ECL in Butte MT  
3273 Russ K3NLT in Hatfield PA (KA3WMJ)  
3272 Jim W4FOK in Fernandina Beach FL (WZ8C)  
3271 Carl N2XJ in Chatham NJ (NY2V)  
3270 Gene N1MVY in N Dartmouth MA  
3269 Jo Anne KC5QGI in Garland TX (K5HLR)  
3268 Jeff WD8JLI in Carroll OH (KM4BR)  
3267 Jack N5JD in Eagle Lake TX (WA8ZED)  
3266 Jim K5ROV in San Angelo TX  
3265 Mark KE6JJR in Carmichael CA (N6EV)  
3264 Tom WW8D in Bluefield WV (AF4NC)  
3263 Glen N6CX in Kenwood CA (W6NKE)  
3262 Dan KB9W in Amery WI (K5HLR)  
3261 Carolyn N1SKM in W Boylston MA (K5HLR)  
3260 Luis K2PA in Neshanic Station NJ (WA2TWS)  
3259 Walter AG5P in Wright City MO (K5HLR)  
3258 Betty KC5WUM in Beaumont TX (KA8FGP)  
3257 Jim KA5AAE in Rosston OK (WB2FXK)  
3256 Keith KT4UE in Richmond VA (AI9L)  
3255 Harry AC6IB in Sierra Madre CA (AA8HV)  
3254 Larry W4OGZ in Va Beach VA (KB8OOM)  
3253 Harv K5YU in Seabrook TX (K5HLR)  
3252 Jim N1NCY in Pawcatuck CT (KA1ZQE)  
3251 Randy AB7TK in Moscow ID (K5FO)  
3250 Bruce KC7SJK in Reno NV (K7WF)  
3249 Roy W6EMT in Bremerton WA (W3CV)  
3248 Charles VE3CFL in Toronto Canada  
3247 Bill W4LVP in Johnson City TN (N4ZMP)  
3246 Jack KC5TYC in Harlingen TX  
3245 Dean N2TNN in Somerset NJ  
3244 Dave KD4RCY in Pensacola FL (N4ZMP)  
3243 William K2GVC in Bloomfield NJ

3242 Mike AD6AG in Sunnyvale CA (G3ZQS)  
 3241 Jim KE4KX in Coral Gables FL (KC5VJU)  
 3240 Chris AA3KD in Lehigh CO (WB2YOP)  
 3239 Harry W5CTZ in Belleville TX (W5TEN)  
 3238 Cave VE7GVC in BC, Canada  
 3237 Ron N7HOK in Tonopah AZ  
 3236 Norm K1AA in Orlando FL (W9BRD)  
 3235 Lee KB3AQL in Glen Burnie (WK3P)  
 3234 Mike N1WLC in Westfield MA (KT4YY)  
 3233 Dennis N8ILN in Marysville OH (W2NTS)  
 3232 Frank VE3KLM in ONT Canada (KB6JMJ)  
 3231 Fred W5QJM in San Antonio TX  
 3230 Ernest KA3CBC in Bear DE (N3XJQ)  
 3229 El KJ5UA in Belen NM (KT4YY)  
 3228 Mike KB2MMO in Staten Island NY (N8NLE)  
 3227 George W4LT in Mobile AL (W4OA)  
 3226 Charlie KC6UTA in Woodland Hills CA  
 3225 Mike AH7R in Honolulu HI (K5HLR)  
 3224 Marvin WA4TOJ in Richmond VA  
 3223 Tim K9SB in Elgin IL (KC5VJU)  
 3222 Grant K7GT in Pleasanton CA (WA0RSX)  
 3221 Don N3COR in Russell PA (N3ON)  
 3220 Jim KD5KP in Uvalde TX (N4ZMP)  
 3219 John N4UIQ in Pensacola FL (KS4IE)  
 3218 Erin KK7GE in Coeur d'Alene ID (KI7ZY)  
 3217 Erik KF9EP in Thornton IL (KF9EI)  
 3216 Percy W0WM in Sisseton SD (AC5GP)  
 3215 Bill WA8JPR in Sterling Heights MI  
 3214 Chuck WL7CSJ in Gustavus AK (KF6GUH)  
 3213 Al K8WXQ in Ypsilanti MI (KB8NTE)  
 3212 Mark N0OKS in Milwaukee WI (WN9U)  
 3211 Harry AC4KD in Pensacola FL (KS4IE)  
 3210 John N5OHQ in Baton Rouge LA (N5YFC)  
 3209 Ted WB6JXY in Panorama City CA (KF6DCU)  
 3208 Bob W5NK in Mandeville LA  
 3207 Gerry VE7HWR in BC Canada (K5HLR)  
 3206 Mitch N4JBW in Hollywood FL  
 3205 Roy W3TZW in Pittsburgh PA (KE4HZM)  
 3204 Bob KG9AF in Marengo IL (N9CIB)  
 3203 Garland AE4VT in Louisville KY (WB2FXK)  
 3202 Bob W6AEJ in Downey CA (KC6UTA)  
 3201 Peter WB2NSN Maxwell AFB AL (KD6RDO)  
 3200 Dale KE6TEN in Woodland CA (WA7MMG)  
 3199 Nick KF2PH in Patchogue NY (N6HCS)  
 3198 Paul W6WOW in Livermore CA (KF6GUH)  
 3197 Dave VE7DWG in BC Canada (W7GB)  
 3196 Ken KB9IXT in Lafayette IN (W6DDB)  
 3195 Ed KA2GHO in Redwood NY (KB2BOY)  
 3194 Bob VE3TQE in ONT Canada (K5HLR)  
 3193 Rob KC7OIA in Winlock WA (KB7SVA)  
 3192 Gary KJ5VW in Austin TX (N2ZHF)  
 3191 Paul KB7HDP in Spokane WA  
 3190 Ed WB4FCO in Ruskin FL (N3PM)  
 3189 Geo K7EF in Wapato WA (K5HLR)

3188 Beverly W5OW in Las Cruces NM (AE4W)  
 3187 Doug KK6D in Riverside CA (KF6GUH)  
 3186 Chas KB0NTD in Liberal KS (WB2FXK)  
 3185 Jim KB3BMT in Laurel DE  
 3184 John N3QOO, Colorado Springs CO (KE4ZQD)  
 3183 Mary AA0KN in Topeka KS (W9ATE)  
 3182 Bob AA7VZ in Mesa AZ  
 3181 Larry KI7JL in Yakima WA (WB2FXK)  
 3180 Steve KO4TT in Cantonment FL (KS4IE)  
 3179 Russ WA2VQV in Manahawkin NJ (AC4DT)  
 3178 Bill W1HIJ in Newport Beach CA (KF6DCU)  
 3177 Wendell WW2G in Forest Hills NY (WB2FXK)  
 3176 Maurice VE1QJ in Canada (AC4DT)  
 3175 Rich NS7K in Clearfield UT (KE4HZM)  
 3174 Sue AB5ZS in Richardson TX (AD5X)  
 3173 Dan N1TAT in Salem MA (K1TXU)  
 3172 Dale KB0VCC in Fort Collins CO (W3CV)  
 3171 Jim AB7SM in McCall ID  
 3170 Bob WD6BYH in Big Bear City CA (AA0YY)  
 3169 Rich KA1BPH in Marlborough MA (WD8OCV)  
 3168 Ted N1CUR in Derby ME (AA1KC)  
 3167 John WD4MIS/EI4AG, Arlington VA (K4KYO)  
 3166 John W4HU in Arlington VA (K4KYO)  
 3165 Walt KT4EL in Arlington VA (K4KYO)  
 3164 Ray WB9PIL in Oxford WI (KB5IEU)  
 3163 Rod W7MXQ in Bandon OR (W4MA)  
 3162 Patsy KN6XW in Camp Connell CA (KF6GUH)  
 3161 Bob KA4YIV in Louisville KY (N4ZMP)  
 3160 Marc AA3JQ in Paso Robles CA (WA7MMG)  
 3159 Jim W6JHB in Martinez CA (KF6GUH)

Steve N1KLP is now N1SG  
 Bill AA2YH is now N2WF  
 Grant KA2DIV is now K2ACW  
 David KB2UNT is now W2QU  
 Larry WR2F is now K3LT  
 Jay N3AN is now N2TTL  
 Kerry KD4BXI is now KU4DF  
 Tim KF4IYS is now KU4EA  
 Tom KM4DY is now AF4NC  
**Paul N6HCS is now N6EV**  
 Warren KF7AY is now K7WX  
 Carl KA8FGP is now AA8YY  
 Dwaine WA8MEM is now K8ME  
 Bill WB8SLU is now W8FYO  
 Jack AA9BO is now W9ATE  
 Greg AA9DK is now K9GC  
 John AA9PI is now N9TA  
 Jerry KB9NMU is now KG9JD  
 John KF9IQ is now K9IQ.  
 Virgil KG9HB is now K9AI  
 Greg N9ROR is now N9WC

Terry #3104 was listed incorrectly last month - he's  
 KF6GKR

Last month, I announced our Club QRP Project Kit. I was under the impression that the kit was going to be available at Dayton, but I never found out where the representative with the kits was located - or if he was there at all! Many FISTS came by our FISTS booth asking about the kit, so I know the interest is there.

The kit, the NW series, is available from Emtech, 3641A Preble St, Bremerton WA 98312. Phone is 360-415-0804. Email is roygregson@aol.com.

It is available in your choice of 80,40,30 or 20 meters. The 80 and 40 meter version include coverage of the Novice bands. Features include: tuning from a 8:1 vernier variable capacitor, variable bandwidth crystal filter, full smooth QSK, internally adjustable sidetone level, full QRP gallon, internally adjustable down to milliwatts, and features a FISTS logo on the front.

The painted/silkscreened cabinet is 6.5" x 2.5"H and 5.5"D. The price to FISTS members is \$120, including cabinet, hardware, filter and shipping. Specify which band you would like.

Milestone Technologies is offering a memory keyer kit for a 10% FISTS discount. Price is \$19.75 or \$30.75 with hardware. Shipping and handling charge: \$3.00 for 1st Class Mail, \$5.00 for Priority Mail.

Credit card orders (only) 800-238-8205 VISA, MC, DISC, NOVUS, AMEX Mailing address and phone number: Milestone Technologies, 3140 S. Peoria St. Unit K-156, Aurora, CO 80014 (303) 752-3382

E-mail and web site: aa0xi@mtechnologies.com  
<http://www.mtechnologies.com/mthome>

Randy **K8EZ** has been using a NW40 for the past few days and says this about it (it's his first try at QRP) "Been having a lot of fun! It's easy to hook up with this rig Call CQ and BOOM, a reply. What I really miss is a digital display. Worked WV, NY, PA and KY. The WV was a FISTS member. Gonna have to try it after sunset since I'm using a low angle of radiation vertical. I'm having fun!"

### Meet Becky **KF6GUH**

I'm a new Ham, had my ticket 6 mos. Upgraded rather quick because I love code! I took my novice/Tech+ in Oct. of '96, and took my Extra the end of Jan 97. My OM is also a Ham. I have two young kids, six years old and four (my six yr old is learning his code now!!). I'm fortunate enough to be able to stay home with them, which gives me some time to work a little CW. I have been very impressed with the respect, and encouragement I've received from all the CW ops I've been able to QSO with so far! I look forward to all the great QSO's to come!! A special tnx to John, **KQ6ES**, for sponsoring me into such a wonderful club. Hope to have many Fists QSO's in the near future, 73 es CUL de Becky Ormonde....**KF6GUH** #2961  
Combo Issue 5/6 1997

The HEMARC club and I want to thank Randy, **K8EZ** for the very fine materials in the FISTS presentation at the club on April 9. Scott **W3CV** was unable to give the presentation because of work commitments. Since I am a member in good standing, I decided to give the presentation in his stead. The club members were extremely enthusiastic and seemed to be quite interested in all aspects of the FISTS Club. There were very high compliments on the Keynote Newsletter. I showed the members my Fists Club photo album and that made quite a hit.

I must compliment those responsible for the presentation package. It was very easy to use and even though I had not previously seen the package, I ended up looking like an old pro. I shall pass on the availability of the presentation to the other clubs in the area, some of which are quite large (400+). Perhaps Scott will get some further inquiries, and get his big chance again.

The material will be returned to Randy promptly. All the club members took a copy of the Keynote so there may be some prospective recruits. Again, thanks for your help in making the presentation possible.

The club resides in the Historical Electronics Museum. Many of the exhibits were refurbished and assembled by the club members who also serve as museum volunteers. The club will be having a special event station on the air from 1400Z to 2100Z on June 7 and June 8 commemorating D-day, 1944. We will have on the air a TBL-13 transmitter that was used during WWII QST should have the details on the special event station. Give us a call if you hear us on the air. With best regards, Herman **WK3P** President - HEMARC  
*Unfortunately, this probably won't get to the membership until AFTER the Special Event. We hope it was successful.*

### TOLEDO MOBILE RADIO ASSOC

Jim **N8NLE** gave the FISTS Presentation to the Toledo Mobile Radio Association. It was well received by the 45 members that were present. At least half a dozen or so folks commented that it was a very interesting and well done presentation. He also got compliments on the quality of the transparencies.

As luck (or Murphy!) would have it, Jim's voice gave out half way thru the presentation. Jim **KC8BAA** did a fine job of pinch hitting. Fellow FISTS Larry **WD8PKI** did the honors on the projector. *We're glad their presentations went over well, Randy really did a super FB job with the Kit. If anyone is interested in borrowing the Presentation Kit for their club, Randy's address is on page 2 of this issue.*

## IS THERE A BETTER WAY ?

by Bill Pierpont N0HFF

Fellow Fists, isn't our major purpose to promote the use and enjoyment of Morse code in ham radio? Doesn't that include helping each other and newcomers learn it and also making it easier for each of us to become more skilled in using it so that we can really enjoy it still more? Very many more hams would probably learn to enjoy it if they read our last month's article how to learn it easiest and did it that way.

Doesn't it say that we start out to learn the Morse code by learning about 40 little habits, 26 of letters, 10 of numbers and 4 or more of punctuation marks. Our first goal is to learn and practice each one so well that whenever we hear any of them we know immediately, as soon as we finish hearing it, exactly which one it is.

Our first goal should always be to learn to recognize that as soon as we have completely heard, for example, the code sound pattern dahdahdidit that we have heard the letter "Z". We need to practice this way until we do this automatically and without consciously thinking about it at all.

Wasn't it a thrill when you actually made that first contact? You sat there slowly spelling out one letter after another -- and maybe missing some of them -- as you received them. Then after you looked over what you had written you saw they did make up words and maybe you could just barely understand what the other guy was saying? That's probably the way most of us began. But do we want to keep on that slow way? Most of us didn't. There are a lot of guys and gals out there who just seem to whiz along as if it were easy, but we can't read them. What can we do to advance in skill? Is it easy? Yes, if we approach it properly.

How did most of us (old timers at least) learn to read? We didn't keep on laboriously struggling with spelling out each word as we came to it, then trying to pronounce it, did we? No, very soon we came to recognize that the group of letters "t-h-e" spelled out word "the", and we stopped spelling it and just said the word. With practice in reading we gradually enlarged that group of words until we could pronounce each one correctly at once just by just glancing at it. Reading then became much easier and we could devote our efforts -- not to recognizing words, but to understanding what was written -- the ideas. There is a big difference between hearing a word in Morse and reading it in print -- our eyes can see a whole word or several words at a single glance, but with Morse code it takes time for the whole word or phrase to be completed.

We have to learn that the whole word must be heard before we know what it is. Some very amusing things have happened -- some of them not funny at all -- when we try to guess what the word will be. We must

learn to wait until it is completed. So we have some new things to learn, but they are only extensions of what we already know. First we learned that we must wait for a code character to be completed before we can know which one it is. Now we must make ourselves be patient until the whole word or phrase has been completely sent before we can know for sure what it is. Most of us soon learn to recognize the common little words like "of", "the", "for", etc., the moment we have heard them. But we can help ourselves by practicing sending and hearing them and thinking of them as words, not as strings of letters. Sooner or later, depending on our abilities, if we keep using the code and practice thinking of words as words, we will find we "instinctively" know, without having to spell many of them out.

Morse then becomes a sheer joy to use, and we may reach the point we are hardly conscious of words at all, but only of what is being said.

I believe that experience has shown this degree of competence is best reached when we can copy at least 19 to 25 wpm, or faster, so that the time of sending words is kept short to help words be seen as units of thought. After all, there are very many operators who are communicating at these speeds and much faster. We make ourselves learn to speed up. 25 wpm is a very comfortable receiving speed, if we have learned to think right..

Don't be afraid to try this -- you won't regret it. 73 again, Bill N0HFF

## MARYLAND SLOW NET (MSN)

Arnie KT4ST suggests that anyone interested in handling CW traffic should think about training with the Maryland Slow Net (MSN). Since the MSN meets DAILY at 7:30 PM EDT on 3.717, it would not interfere with participating in the FISTS (FSN) at 9:00 PM EDT. The MSN teaches traffic handling by sending messages to students in the formal ARRL radiogram format. This is a wonderful way to learn. Each time a student checks into the net, they are sent off net frequency with an instructor to receive a few, usually three, messages. If the student has any questions, the instructor will gladly answer them. Arnie has been involved with the MSN for about a three months and says they are very FB group of OPs. He highly recommends this net for anyone wishing to get hands on experience in this area BEFORE they handle actual traffic.

---

---

NCS NEEDED FOR FISTS CENTURY AWARD NET SUNDAY AFTERNOONS. CONTACT SCOTT W3CV FOR DETAILS.

---

---

Chuck **KB2SWI** sends us the following from the October 1920 QST: "Some of the old timers complain that there is no romance in tube transmission -- it has no individuality or traditional associations like the old spark, they say. Right they are, to a certain extent -- the tube work is new, most buzzer notes sound alike, and indeed there is a certain stalwart and hearty attraction about the old nonsink rotary, noisy and efficient as it is. We have had them for years; all our good work has been with them, and there is romance in their wailing old note. But we do believe they will have to give way to the more efficient tube set, and it seems to us that the talk of romance is merely the last argument of the dwindling members of the Old Guard. As for Romance, what can equal the Romance of getting something out of these little bulbs that have nothing in them?" Chuck adds: So, I guess the more things change, the more they stay the same. If our love for CW is the last argument of the Old Guard, then so be it! (Or, as is probably going on to my next QSL card that I print, "The Luddites may have been on to something.")

### SMALL WORLD

Hank **N8HG** was reading the names in the Welcome to the New FISTS in Issue 4, and came across Bob **N1HOG**. With a call like that, Hank says he recognized it immediately. His first contact with Bob on in Oct of 1991 on 80 meters. They had another contact in March of 1992. Bob encouraged Hank to go for his General, telling him to "go for it." Hank wants to thank Bob for helping him make that step and he's glad Bob didn't change his call!

### A Bit Of History

Jiggs **WA0FGV** sent us a copy of a card from Western Union Co. WU had their wires in railroad depot offices. The local agent-telegrapher handled all incoming and outgoing WU messages. To call the relay office, the operator would send six combinations of dots and dashes on the Morse wire. Jiggs, his dad and granddad all worked in the offices. Unfortunately the copy of the card he sent is too dark to reproduce here.

The card says "Keep your eye on the code when you make the call. Make the short dashes the length of a short Morse letter T and the long dashes the length of a long Morse figure 0 (zero). The above call, if properly made, operates a signal in the relay office. Please call relay office for business before and after absence from your office. Post this card near the wire."

*Thanks for sharing that Jiggs! Gud to hear from you!*

Want to put some excitement in your QSO's? Try the analog satellites! I became interested in working the "EasySats" several months ago when I read about the RS-10, 12 and 15 satellites. I tried to work RS-10 with my handheld and power amp hooked up to a straight key. It worked after a fashion but the chirp was so bad I was almost ashamed to hang my call sign on it. So, my project this winter became building a 2 meter CW transmitter. I found plans in "Solid State for the Radio Amateur" by Doug Demaw for a 144 mhz DSB/CW transmitter and started out.

The plans were easy to follow, there's no circuit board to purchase and most parts are easy to find. I ended up with a fine sounding CW transmitter that covers any 40 mhz of 2 meters and makes about 2 watts, enough to drive my homebrew power amp to 10-15 watts. I will be glad to share my experience with anyone interested, and can help with getting the harder-to-find parts. Write me via my CBA and I'll send the details. Altogether I have about \$125 in the rig including crystals for the two satellite sub-bands (145.860-900, 145.912-948). You could also use it for the CW only portion of 2 meters (144.100) with an additional crystal and a suitable receiver.

If you are cramped for operating time and enjoy a contest-like environment, the RS satellites are the ticket. You can predict the passes days in advance with several software programs and plan for the 20 minutes or so you'll need. On RS-10 especially you'll find it easy to get a signal into the bird using only a dipole or ground plane antenna, and the downlink on ten meters can be heard with an equally simple arrangement.

The signals move up and down with the Doppler shift so it takes a little knob twisting and the strength of the signals varies with the elevation of the satellite from your location. You'll find a very friendly and skillful bunch of operators on the birds, and if you're into collecting wallpaper the VUCC award for 100 grid squares is attainable. As you tune around you'll hear skeds and a little ragchewing, since the propagation is predictable. The new RS-16 will be QRV soon and Phase 3D should be in orbit in the coming months. It's great fun racing to get in a contact before you lose the satellite, and considering band conditions most days, we could all use a little more excitement!

---

It's been suggested that it would be nice to have a regular column in the Keynote for all CW nets (name, state, type, freq/time). Anyone want to volunteer to compile this and keep it current? Let me know if you're interested. Thanks to Bill N1SGI for the suggestion.

---



One of the nicest things about being involved with FISTS is running into people I haven't heard from in a long time. I got a FISTS application from Alan N6RNP. Alan was one of my first QSOs when I first got my license as KB8FAY. Imagine him turning up as a FISTS member after all these years! He sent along this story he wrote about putting up a G5RV titled "Trial and Error"

On April 27, 1988 at 8 am on a cool late spring morning, I decided to try my hand at putting up a multiband wire antenna. I did not have a bow and arrow, sling shot, or a fishing pole with a reel, so I knew I was going to have a rougher time than most other hams who have hung their first wire. So I got out my trusty round (P.G.&E.) 2LM Pore-Slen insulator ball and one spool of 30 lb test fishing line. Then I mounted the spool of line on top of a buck sawhorse, using two U-nails and a metal rod, about 30 ft from the base of the first tree that I was attempting to put the line in.

I attached the line to the ball, and on my first attempt to throw the ball and line underhand up and over a high limb, the ball only traveled about 20 ft up then stopped suddenly and fell back to earth. The line had tangled on the rod holding the spool of line (and I said to myself "smarts") After five more tries I finally got it over the limb I was aiming for. I pulled the anchor wire up. The north end of the G5RV antenna wire was now up to the right position. Total time to do the first end - 1 and 1/2 hours. Then I set up to do the tree on the south side. I had about the same luck on my first five attempts - getting the line tangled or stepping on the line with my oversized feet. I finally hit the right spot and pull the south end of the wire into place. Time, just a little over an hour (WHEW!) So now, I had my 102 foot wire up.

In the middle, I had a PVC plastic pipe as an insulator with 74 1/2 ft of TV 300 Ohm twin lead wire that ran into my shack to an antenna match box. The wire was 24 1/2 ft above ground Later that evening after talking to N6QLFD and N6QES they told me I had to get the wire higher so the TV flat line would hang more vertical and higher off the ground. I drove over to KB6CYJ's QTH to borrow his slingshot. I only had to raise the south end because the north tree is on higher ground.

I set everything up and got ready to try my first time at using a slingshot and weight. The day before I had bought two new shiny chrome nuts for weights. I took the first nut and tied it on the line and placed it in the sling shot. Then took careful aim and let it go. Well folks, it went about 20 ft in the air the fell to earth. The line had come off the spool and tangled all around the steel rod (what a mess). On my 2nd attempt, it did not go farther because I as standing on the bloody line. (WONDERFUL) On my 3rd try the line again tangled, plus the nut bounced off the tree and nailed me in the back (SMARTS)

On my fourth, fifth, and sixth try I had the same results. One time having the line wrapped around my foot, the next time around my right ear, an arm, the next time having boomeranged off the car nailing me on the left side of my head and bouncing off my shoulder. (WHEW Really smarts again).

On my 7th try, I finally got it up in the tree, but this time it was way too high and on the wrong side of the fork. Plus the nut and line got tangled in the branches. I then had to wrap the line around a short piece of pipe, and then pull very hard on the 30 lb test line for 20 minutes in order to break it. And I lost my nut. (smarts). For my 8th try, I tied on nut #2 and as I let it fly, I watched it go sailing off to points unknown, some forty yards beyond the tree and watched the line float gently back to earth. I was then out of nuts to shoot, so I drove down the hill to Payless Drugs and bought four 30 lb lead fishing weights and returned home to try again.

On my 9th try with the new weight, I hit the fork I was aiming at on my first try. After lowering the line, I attached the anchor wire that was holding the G5RV in place to the fishing line. Then started pulling the wire to the higher spot. About halfway up, the fishing line came loose, my G5RV and support wire came falling to earth with a little thud. (And I said to myself, oh! Wonderful! Smart's again) So then I returned to Payless Drugs and bought 100 ft of small rope. It was now about 7:20 pm, starting to look like rain, and I was losing daylight.


For my 11th try, I again hit the tree with the last weight and it bounced off the back of my head as I tried to duct or duck out of the way. At this time I said my first not so nice words. And then took a short time to ask the Lord for help and said a prayer. On my 12th try, low and behold I hit it dead center between the fork of the tree, where I wanted to be. As I look back at it, I suppose saying the prayer with strong and believing feelings did help.

I then tied the rope to the fishing line and pulled it over the limb. Then I pulled the anchor wire back over, then I attached the anchor wire to the egg insulator on the end of the G5RV and hoisted it to it's new higher permanent spot, hopefully for a long time to come. The reason I use steel electric fence wire for anchor line because the squirrels around here will not chew on that wire like they do the rope.

I finished my project at 8:17 pm in the dark and I found out something about myself. I could do something by myself or with the help of the Lord who gave me the patience to finish the job right (hurrah for us!)

On Saturday afternoon N6QLF came by and helped me tune in the G5RV to the four bands that as a tech I can operate on. Got a great match on all four bands - flat on 10 and 15 meters and 1.1 on 40 and 80 meters.

This concludes my short story about my adventure with hanging a wire. Hope you all enjoyed reading it and had a few chuckles! Until next time, this is N6RNP Alan (Always Looking At Nothing)



(C) May 4, 1988 Alan N6RNP

BY ALAN N6RNP



## News and Views From FISTS Members

Rich **KT4KC** sends in his renewal with the comments: I really enjoy the club. Played with the Spring Sprint this year and really got me stirred up again! Also checked into the Ragchew Net for the first time with Maggie **WP2T**. Still working on that Century Award! *The Sprint was fun, wasn't it! Congrats on checking into the Ragchewers Net, too!*

From Paul **VE3IKS**: Since my final examination back in 1987 and upon receiving my certificate I have completely neglected CW simply because I found it much easier to QSO using voice, and also out of fear, I would misspell words using the wrong letters. Coming from Germany I had to first learn the language, the hard way, no classes, because I had to work to make a living, only my co-workers and new made friends were my teachers. Also, that we in German pronounce some letters differently from the English. An "E" would sound like an "A", and an "I" would sound like an "E", the letters "J" and "G" are also an hinderance at times. Things like that made me shy away from CW, which I love and like to listen to. Now at the age of 81, I feel I should give it a try. I am below the 5 wpm mark, but have started to listen and practice daily for 15 minutes three times or when I become tired. So, you see I am willing, and only time and patience will tell whether I make it again to the one time 12 wpm about ten years ago. I am not sure how to fit into the system called FIST CW CLUB, just let me know how to behave and I will try, that much I promise. I am looking forward to meeting other members on the air, just let me know how to start. Best wishes and thank you from 100 miles north of Lake Superior. *Welcome to FISTS, Paul! We're a very friendly group, so I'm sure you'll find friends quickly when you get on the air and call CQ FISTS or check into the nets. The net frequencies and times are on the masthead of the newsletters. If you call CQ FISTS on the frequencies ending in .x58 (like 14.058) you'll probably run into some FISTS members. Hope you have fun!*

Roger **KT4YY** renewed his subs, saying he's ready for another fun-filled year with FISTS. *FB Roger and thanks for the renewal!*

From Dave **KF6DCU**: Enclosed, please find my subs for the next year. FISTS sure have grown since a year ago. My own experience has been a great one having lots and lots of fun and good times. I must say, in the short year that I've been licensed, FISTS has provided me with the most pleasure and best friendships. My code speed has certainly improved in the past year, so that now I can communicate via CW with most anyone. I spend most of my time on 14.058 or there about

and 7.058 is becoming more popular now. I hope that all other FISTS are enjoying the Club as I am.

Everyone who helps FIST be what it is today should be commended. I have had a wonderful time because you and the others have made FISTS what it is today, a progressive and responsive forum for CW. Thanks for a wonderful year! 73! *FB Dave, thanks for the kind words, it's terrific to hear that FISTS is accomplishing it's goal - encouraging people to get on the air and have fun using Morse!*

Jerry **N2XHY** is looking for info on the RSGB and similar organizations from Great Britain. I don't have any info, but maybe some of our FISTS do. Write Jerry at Jerry Ellis, PO Box 1202, Smithtown NY 11787. You can try asking Geo **G3ZQS**, founder of FISTS, if he can steer you in the right direction, Jerry. His address is on the masthead of the Keynote.

40 Meter skeds wanted for WAS: Tom **KB0WVO** says: I started working on my 40 meter CW WAS award in February. I now have 37 states confirmed, but I won't stop until all states are worked. So fellow CW lover, this is where you come into play. The following is a list of states needed to realize my dream. If you live in one of the mentioned states, please send me a e-mail or packet notice so we can arrange for a QSO. Alaska, Delaware, Hawaii, Idaho, Maine, Mississippi, Nevada, New Mexico, Oregon, Rhode Island, South Dakota, Utah, West Virginia. I'm a general class operator, comfortable at code speeds up to 16 wpm. For e-mail -- **KB0WVO@KB0TDF.ampr.org** For packet -- **KB0WVO@WB0GDB.#msp.mn.usa.noam**

From Dan **AA3AW**: Your publishing my letter in the Issue 3 of the KeyNote brought a pleasant response from Mike **N3HLM** who lives about 2 miles from me in Philly PA. Although he is a little more than half my age, we have quite a bit in common. We are both ham radio ops, spent time in military at Bollingfield, WA DC, play drums, worked at same gov't facility, partially during the same time (1978-81). He's a tech plus, but I am going to encourage him to advance further.

Here's the rest of my story about how I became a ham. I play in a 16 piece dance band (40's music) and we rehearsed every Thursday nite on board the USS Olympia (Admiral Dewey's flagship 1898 Spanish American War). During a break, I passed a door and heard Morse Code. I hadn't copied for 45 years, but was reading it in my head and this amazed me. The fellows in this radio shack were members of the Olympia Radio Amateur Club. When I told them I could read the code, they became interested in me and one thing led to another. About 2 months later I took the

Novice written test and 20 wpm code test at the same time. They all thought it was great, but I didn't feel it was so great. It was funny because I was sitting with those waiting to take the Novice written test. The VEC (one of my Elmers) asked me to try the 20 wpm code test first in another room. After passing the code test, I came out, passed the written and left the premises. When the others heard I passed the code they were amazed. I missed the amazement and I heard I passed after I got home. I realize now how it seemed to them, but I had worked as an Air Force radio monitor for 2 solid years 6 hours a day and copied 25 wpm back then. It was no big deal to me passing 20 wpm. It's important to know that you never forget Morse Code.  
73 Dan AA3AW.

From Greg **K9GC**: I thought our members would like to hear about Gordon **G4ZPY**'s keys. Gordon is a member of FISTS. I have two of his handmade VHS (Very high speed) iambic keys, but of course they work well at any speed. His keys are all hand machined and are really great lookers as well as performers. He makes pumps, iambic, miniature and single lever keys as well. I'm sure some of our members would be interested in his great Morse Keys. Contact Gordon at: G4ZPY Paddle Keys International, 41 Mill Dame Lane, Burscough, Ormskirk, Lancs, England L40 7TG. 73 Greg

From Nick **KF2PH**: I've been holding on to this application for too long. Time to put it into motion. If this application is still valid, please add me as another proud user of CW and member of FISTS. I operate exclusively CW and almost exclusively QRP. I run mobile CW/QRP on a daily basis back and forth to work here on Long Island. I'm sort of new to the hobby (1991) and became involved due to my intrigue with CW.

Orin **N4ZMP** writes: I just got into FISTS and sure have enjoyed it so far. I have been a ham 7 yrs and out of more than 13,000 QSO's most have been CW. A special thanks to Jay AA9KH who sent me a newsletter that I shared with the group here. There are 7 of us FISTS in Pensacola, hope to hear many more FISTS on the bands. 80 meters seems a bit slack for FISTS so come on gals and guys how about 80 meter contacts. Thanks for a fine newsletter. *FB Orin, for a while it seemed like every other application I was processing was from Pensacola! You must have a great group Ops there!*

Ken **W6NKE** says: I am equipped to operate cw, ssb, well as digital modes. In my experience when all of the sophisticated modes break down and become inoperative, cw may still get the job done even if the operator has to tap two wires together! *Amen, Ken!*

Jim **K8JV** renewed his subs and says "What a great, friendly organization! And the KeyNote is the best Amateur Radio Newsletter I've ever read". *Thanks Jim, that makes my day!*

Keith **KD4RXO** is back on the air with two antennas up after moving to a new QTH. He lived at his old QTH for 30 years, so you can imagine the packing and uprooting they had to do!

Thanks for the renewal, Horace -- Horace **N4KUA** says that at his age he doesn't even buy green bananas, but he's renewing for two years because he likes CW and the KeyNote better than bananas!

Pete **K4PTU**: A significant enemy against retaining the Morse code requirement has just come to mind. It's W5YI (Frederick Maia) & his group of examiners. If any article will make your blood boil over attempts to eliminate CW, his latest article in the April CQ magazine will. I think it would behoove us, who are Elmers or otherwise, to encourage prospective amateur radio operators to shy away from the W5YI examiners, and look to the ARRL examiners for their exams. I think it would be encouraging to us CW ops if something to the above would appear in the Key Note.

Al **N1NM** renews his subs with the following kind words about FISTS: "Thanks to everyone for the good job making FISTS more successful. I enjoy all the benefits that FISTS provides and being part of a group that supports the continued use of CW. The FISTS Website with all its features is a nice plus. I particularly like the listing of Email addresses for those who are on the Internet. Keep up the good work and again, Thanks. *Thank YOU Al, I'm sure all those who help with FISTS appreciate being appreciated. There is a lot of work that goes on 'behind the scenes!'*

John **K8LYR** writes he has QRM, QRN es QSB down in Key Largo, but he still copies. "CW signals received or sent bring pleasure. Helping the beginner brings the most pleasure." *That's the FISTS Philosophy!*

From Gerald **N9ZNF**: I wonder...what wud happen if each of us sponsored one new ham for membership in our club every month? *WOW! Can you imagine? I didn't think we could grow any faster than we are, but I guess the sky is the limit. Whoever sez CW is dying hasn't looked at our member list!*

John **KG9HE** has moved to Tennessee. He is working on his first Century Award, and has met a number of super folks with as much interest in the preservation of CW as myself. He will be promoting FISTS membership and activity in Upper East Tennessee very soon. *Thanks John, and good luck with your move to TN!*

Reed **W4DXB** sends along his best wishes for us at the Hamvention. At his age, 89 1/2, he didn't think he'd be able to make the trip to Dayton from Alabama this year! He says "You can teach a **BABY** to **TALK**, but it takes a **MATURE** person to learn the **CODE**."

George **W3HK** agrees there should be a requirement for entry into Ham Radio. He says "Beginning habits stick!"

Kerm **W8LFJ** just earned his Century Award and is very proud of it (and rightfully so!). He says **FISTS** is an inspiration to all hams who have an interest in **CW**. He has been a **CW** op for 67 years and it gets more interesting every day since he has more time to get on the air now that he's retired. *Congrats on earning the Century, Kerm!*

### 30 Meter FISTS Frequency Suggestion

As for a 30 meter frequency, I have written down suggestions I have seen over the months (10116, 10120 and 10128). I think 10128 is too close to the wide-band clatter and the others would be ok but I think 10110 would be about right. The **QRP** frequency is 10106, so 10108 might cause some **QRM**. Any way, establishing an "official" frequency would be a good idea. **TNX ES 73, Dick, K8UGL**

### NEW FISTS WAS AWARD ANNOUNCED

We now have **FISTS** in each of the 50 states, so **FISTS** is offering a Worked All States award. Earn this prestigious new Award by having a **QSO** with a **FISTS** member from each of the 50 states. Any bands may be used, in any combination. There is a **WAS/QRP** Award for using less than 5 watts and a regular **WAS** Award for using over 5 watts. Send a list of your verified contacts, including **QSO** information (time, date, callsign, frequency, **RST**, name and **FISTS** number) to our **N.A. Awards Manager, Lee N9NVV**. Be sure to specify if you earned the **QRP** or regular Award. Do not send cards! Contacts claimed for **WAS** may also be counted toward the Century Award.

### FISTS PHOTOPAGE WINNER

This months **FISTS** Photopage Drawing winner is Larry **K3LT**. Larry won **FIST** logo stickers and a **FISTS** patch, just for sending in his photo for the photopages. Maybe **YOU** will be the lucky winner next month! All **FISTS** who have sent in a photo (or had their photo taken in Dayton) are eligible for the drawing each month. You can only win once. *SEND YOUR PHOTO IN TODAY* to Ken **W8ROG**, 25206 Hayes, Roseville MI 48066.

### SILENT KEYS

It deeply saddens me to share this news. Three wonderful **CW** men became Silent Keys this month. I know they will be missed, not only by their family and friends but by the **CW** community as well.

**JB Thompson, K5HSS** passed away May 8. His friend Jim **KF6CR** told me of the news of **JB's** passing. He wrote: "It is my sad duty to inform the **FISTS** membership that **JB Thompson, K5HSS** (formerly **AA6IH**) passed away at 0330 PST on Thursday, May 8, 1997.

I sponsored **JB** for **FISTS** membership, as he exemplified **CW** operation. Both **FISTS** and the amateur community have lost a fine gentleman."

**Steve Nurkiewitz N2DAN**, best known for his Mercury **CW** paddles passed away in his sleep May 21 after a battle with cancer. He was a true craftsman and a real character to boot. I had chatted with Steve many times, and tho I could never convince him to join **FISTS**, he was a big supporter of the club and often referred new members.

**Jim Goodman KK6WD** had been having serious health problems since November. His kidneys finally gave out and he went to sleep about 2030 and slept until he died at 1035, 21 May. Jim was one of our "original" **FISTS** group, number 0751, it was very sad indeed have to replace his "active member" status with "Silent Key". Thanks to Lee **W6LEE** (ex-**WU6Q**) for letting us know about Jim's passing. Jim was definitely one of the 'good guys' and a terrific **CW** man.

### Another Theory On the Origin of '73'

Pete **K4PTU** writes: I have heard many theories where 73 came from. Many years ago (around 55) an old ham told me it represented the 7th letter in the alphabet (**G**) and the 3rd letter (**C**), and means "Gods Care." I hear some hams use 30, and this is equivalent to 73, but was used by railroad telegraphers. Then there is 88, and I think we all know what "hugs and kisses" are - Ha!! Now there is 161 which is the addition of 73 and 88. Just look what the **SSB** fellows are missing.

Not a few of us old timers agree completely with Jay W3AN. We usually do not try to work, or spend much time listening to those non-spacers, except maybe as a challenge to see if we CAN manage to understand. Practice makes it a bit easier, but never really easy as interference or static bursts can wipe out the start of a word or lose the context so that we have to start over hunting for a word beginning. Here is one way to approach the issue:

**IF YOU WERE GOING TO INVENT A SIMPLE TELEGRAPH CODE, HOW WOULD YOU GO ABOUT IT?**

If you start by allowing only the most elementary modulation -- ON and OFF, no changes in pitch or loudness -- how would you go about it? That is actually where every modern computer starts: its only language elements are ON or OFF, usually expressed by the numbers 1 for ON and 0 for OFF. (A computer is just a big and fast number-cruncher.)

That is where Mr. Morse started out. He had in mind making two code books, "translation dictionaries", one listing all the English words and assigning each word a number, and the other the reverse, a "number dictionary" to convert the numbers back to words again. This seems to have been the only idea he ever had for creating a telegraph code.

This would require ten digits which sounded different: the numbers from 1-9, and 0. His simple solution was that an operator could clearly distinguish up to five dots ("ON's) in a row, but he needed 5 more. His only idea was to create the second group by leaving a much wider space between the groups representing this second 5 than the first 5. He called the "ON" signals "dots" and wrote them that way. Spaces between the dots and between numbers would be simply blanks. He now recognized three elements: a dot a space, a long space for his code.

With these he began to make his dictionaries, which he was still completing in 1844, when Mr. Vail showed him his final form of code, known as the Old, or American" Morse" code.

Mr. Vail's code used four different signal lengths and two internal space lengths to create his code, which provided distinct signals for each letter of the alphabet, as well as each number and punctuation mark. (Those two cumbersome dictionaries and decoding were not needed.) His code would have been much more complicated if he had used only dots and no dashes. A dash would have had to be replaced by two or three dots, requiring longer and more complex rhythm patterns for the longer dashes.

Aren't you glad he didn't go that way? You should be glad, too, that his already very good code was further simplified and improved for us when the Continental or modified International Morse code was in-

vented and agreed upon nearly worldwide. Just think how careless hams would be butchering that old Morse code with its long dashes and internal spaces!

How would you have gone about to invent the simplest code, if you knew all we know today? Would it be really be much different, except as to which signal is which letter? I think that if you play around with pencil and paper you will find that Mr. Vail did a great job, and those who modified it to today's universal Morse code did as nearly a perfect job as could be done.. Try it for yourself and see. **Good code sending means regular uniform sending. Well timed, where the silences are as important as the sound itself.**

**WHAT DOES THIS HAVE TO DO WITH POOR SENDING ?** Very much. We hear some very hard-to-read Morse in the speed range from about 15 to a little over 30 wpm. I rarely hear a beginner who sends with poor spacing. The higher the speed the more carefully controlled the spacing needs to be in order to be readable at all.

The trouble is with the timing, and the worst is by those who forget that spaces are needed between the letters and still wider spaces between words. It is usually the old timer who is sending so badly. Odd-ball fists used to be popular -- especially a peculiar sort of "swing" or rhythm some gave to certain longer characters, such as C and Y, usually by lengthening one dah -- especially among hams. It often became a source of pride, and some cultivated it. For beginners it was sometimes hard to read, but we soon learned to read most of them with no particular trouble.

Those who leave little or no proper spaces may think they are going fast, but they are actually slowing down reception. You can learn to read most of them After all, their fellow hams, those they regularly QSO understand them, but it will take a lot of time and effort for you -- and it may even affect your own sending. Usually both operators send the same way. They have gotten used to it. They may not even know how bad their code is for others, and may be quite insulted to be told theirs is hard to read. Some may have learned their peculiarities from their teachers.

English is a language where we badly need to be able to tell where a new word begins. When we miss the first few letters we often lose the whole word. Shorthand teachers learned this decades ago and the best systems carefully emphasized writing at least the very first parts of every word.

I seriously doubt that we will be able to get those old timers to do anything about it, but we can surely keep our own sending regular, even and easy to read. Timing is at the very heart of technocratic communication -- without it becomes chaos. There are just two ways to go faster: either use lots of abbreviations or actually speed up, or both. **Bill NOHFF**

This month's column will be devoted to your letters and comments. I have gotten a lot of response lately, and want to acknowledge as much of it as I can.

Roy, **W3ZIF** writes regarding batteries for QRP work: I am using my MFJ-9020 QRP rig on 20 meters on a battery from time to time. I visited a hobby shop one time and spotted this 12 volt, 7 ampere-hour battery that was on sale. It is a maintenance free, rechargeable, sealed lead calcium battery that I bought in January of 1995. I paid around \$28 for it. I have had this battery now over 2 years and to date, I have only charged it up 3 times. Once when I bought it, then in October of 1995 and again in October of 1996. I am using a small wattmeter with this rig and my output is approximately 4 watts with it but when the battery starts losing power, my output drops down to around 3.5 watts. The battery is rather heavy, approximately 8 pounds but it works fine for me. I have taken it on vacation with me on 2 occasions. Personally, I never liked using lead acid batteries not only because of their large size but I never liked to mess around with that acid within them. I feel much safer with this lead calcium one.

Dick, **N5JWL** writes another letter concerning batteries. Dick says he uses a 12V, 7.0Ah Gel Cell to power his QRP+ rig. He says he can use the cell all weekend long before it needs recharging. Dick says he uses his QRP+ as a mobile rig. Dick, maybe you can get together with Greg, **W8XP** and answer some of his questions about QRP mobile operation. Dick also sent along some nice QRP stickers which I now have on display in the shack.

Greg, **W8XP** writes with a question: Do u have any experience with mobile QRP and HF sticks for ant, especially the lower bands? No, Greg, I don't. I have never done any mobile work of any kind. About all I can say is that in contests, most mobiles that I work seem to have quite weak signals even though they are running 100W or so. However they seem to copy my QRP very easily most of the time. Maybe **N5JWL** and others can provide some better info for you.

Phil, **AD5X** sent me an interesting review of a QRP rig that he wrote, but because FISTS is developing our own QRP kit rig, Nancy and I agreed that I shouldn't plug other such rigs in my column. Nevertheless, many thanks, Phil.

Mike, **LA0HA** and I have been exchanging Email mainly concerning operating QRP on his sailboat. Mike wants to encourage others to use CW on their sailing vessels. I really enjoyed our communications and hope to work Mike /MM QRP someday. Also I have learned something about sailboats from our discussions. That's

something for a landlubber like me.

Henry, **K4QIL** took the time to write just to say how much he enjoys the column. It's always nice to get letters like that. Thanks, Henry.

John, **KQ6ES** writes: John, I just got the March Keynote and remembered that I'd forgot (Hi!) to ask a question last month. Perhaps you've discussed this, but I can't find my stack of Keynotes, so I'll just ask. I should say first that I do not operate QRP except once in a while I turn my power all the way down and join in with the QRP contesters. I don't know what antennas you use for your QRP work (simple wire antennas - js) but how do you feel about using 7-beam yagis up 150ft or stacked 4 x 4's, etc. Is this really QRP? The ERP must be more than mine from my vertical and 100 watts. If QRP'ers are really in it for the challenge wouldn't it be more rewarding to work with simple zero or low gain antennas? There also seems to be a trend towards very fancy, and not cheap, QRP rigs with some bells and whistles built in. Am I mistaken when I equate QRP with a simpler (but not necessarily less state of the art) approach to hamming? To each his or her own, but I am interested in your thoughts. I'm also trying to find out how many (if any) 5-band WAS have been done QRP. Thank you for the informative column.

John, it's very rewarding to know that others feel the way I do about QRP and huge antenna arrays. Yes, technically it is still QRP if you use an antenna system rather than your transmitter to boost your power to 100 watts or so. Why, I don't really know - it doesn't make sense to me. I see no difference between running a 100 watt transmitter into a dipole and a 5 watt transmitter into a 13DB gain antenna. Both give about 100W ERP. That is why I like to call my QRP operation 'pure' QRP, since my radiated signal remains at 5 watts or less. As far as bells and whistles go, I am all for them. If using a receiver with dual VFO's helps me out in a contest, that's fine. I use computer logging for many of the contests that I enter. I use the CMOS Super Keyer II with it's memories to call CQ for me, etc. Of course, you must realize that QRP is my ham life. I don't use anything else but QRP in my hamming. I think that many hams use QRP just as a side activity, and that is where the idea of simple equipment, etc. comes from.

Concerning 5 band QRP WAS, I don't know how many have been done. I am sure there are at least several. I am working on it - in fact I am going for 9 band WAS. My current 5 band 'pure' QRP totals on 80-40-20-15-10 are 45/45 50/50 50/49 47/45 32/32. On 160-30-17-12, my totals are 39/38 49/49 36/34 11/11. All of that was done in the past 3-4 years which is why the 10 and 12M totals are so low. The most difficult band-states will be AK and HI on 160 and 80. All the rest will come easily when conditions pick up.

On August 5, 1994 I worked KG9N/C6A. Nothing unusual about that, for sure. However, on April 30, 1997 I worked AB5XP. Still nothing unusual. What is perhaps a little unusual is that on each of the 1000 days between and including those two dates, I made at least one 'pure' QRP QSO. For those of you new to my writings, the term 'pure' means that I use only simple wire antennas to keep my ERP at 5 watts or less. I do not use multi-element antennas to boost my radiated power.

All too often in magazine or newsletter writeups, on-air discussions, books, etc. about QRP we hear how someone worked this or that station with a power of 4 watts or some other onetime thing. That leaves the impression that these QRP contacts are an isolated thing possible only when conditions are right. I want to set the record straight. QRP is a viable force in ham radio. It is something that will work day in, day out. You can use it as your prime operating mode in ham radio.

The 1000 day period has spanned the minimum of a sunspot cycle when even QRO stations are supposed to be having difficulty making contacts. On only a handful of days did the Solar Flux rise above the 100 level in that time period.

I didn't do anything special to ensure the continuation of the streak. By that I mean I didn't check into any nets along the way. I made no schedules with anyone to continue the streak. I didn't use packet spotting. I simply got on the air each day and called CQ, answered someone's CQ, or on contest weekends got into the contests. I never signed /QRP after my call.

All contacts, of course, were made on CW since that is the only mode I operate here. I don't know if it could have been done on any other mode - at least it wouldn't have been so easy. I never came seriously close to missing a day, although on some days it took a lot of listening and/or calling CQ before a contact came along.

Included in the streak are 11748 contacts with all 50 states, all 7 continents, 119 countries, and too many prefixes and counties to count. Many many good solid rag chews. Countless 'you're doing great (FB, good, fantastic, etc.) with your QRP' and 'it's hard to believe you're running QRP'.

I spread my activity over all 9 HF bands and most times of the day. I worked all sections of the bands from the Extra Class segments up to the Novice part of the bands. For a good many of the QSO's I used less than 5 watts. In fact all the way down to 70 MW which is about as low as I can get my power output by reducing the screen voltage on my 6Y6 final to 0 volts.

The most distant QSO was one with VK6HQ near Perth, Australia who surprised me on 30M by answering my CQ. I think it may have been a long path QSO also, which would make the distance more than half-way around the world, but even if it was normal path it is my most distant.

The states I worked the fewest times were Hawaii and Nevada which I worked 9 times each. Most often worked was my home state of PA with 1213 QSO's. Most often worked DX country among my 1029 DX contacts was Puerto Rico with 65 QSO's. Aruba 2nd with 50, and England 3rd with 40. After North America, my best continent was Europe with 254 QSO's. Antarctica the fewest with 3 QSO's.

Most QSO's on a band - 4126 on 40M; fewest 12 on 12M. 517 QSO's came with less than 5 watts, 56 with less than 1/2 watt.

It took 360 days to get to 100 countries when I worked RW0A on July 30, 1995. That QSO also completed WAC during the streak. WAS took 198 days and was completed by working KL7Y on Feb 18, 1995.

The purpose of my giving all this information about my streak is simply to show anyone who reads this that QRP does work, even with simple wire antennas. If you are in a situation where you can't use high power or put up huge antennas, maybe my results will encourage you to get on the air with a simple setup and give it a try. I guarantee you that you will succeed and be able to enjoy the finest of all hobbies. There are other benefits to operating with QRP also. You don't have to worry about the big fuss that is being made about RF radiation hazards. TVI, RFI, EMI, etc. will be either nonexistent or much easier to cure than with high power. Give it a try - you may never go QRO again.

Someone wrote to me suggesting that I list your QRP accomplishments in my column. I thought that was a good idea because I believe it encourages us to try something if we know that others can do it. So if you want to let others know what you have done with QRP, send me the info. I will include what I can in future columns. Things to mention would be achievements like WAS with QRP, QRP DXCC, working a VK6 with 1 watt, working cross-country with QRP, or actually anything you can think of to tell me. I've tried to encourage others to use QRP by talking about my results. Now it's your turn to help out by sharing your QRP accomplishments.

As always I can be reached via Email at [johnshan@alltel.net](mailto:johnshan@alltel.net) or on the Internet at <http://www.geocities.com/CapeCanaveral/3852> or via normal mail at 478 E. High St., Kittanning, PA 16201-1304. It's your input that keeps these columns coming.

## CONGRATS TO

Dick Burke **KA1ZQR** for passing his Extra!  
To Mike **N3PUR** for passing his General!  
To Gene **AA8MI** for earning the USA County Award for 500 counties confirmed, all CW & QRP from casual operating, only two from County Hunters Net!  
To Tim **KF4IYS** for passing his Advanced!  
To Arnie **KT4ST** for passing his Extra! Many thanks to Arnie, whose "Walts World" comics have been gracing our mailing page these last few months.  
To Harold **KC8BVS** for passing his General and the Extra Code!

### Newfoundland Flotilla -97

Charles **VE3CFL** is sailing on a 2000 mile voyage to Newfoundland to join in the 500th anniversary celebration of John Cabot planting the British flag in North America. They will be using callsign CF3NYC and will be on every morning on 14.121. There is a flotilla of about 50 vessels from the USA involved also. Here is a partial list of frequencies. They will also be using Marine SSB frequencies.

#### HF FREQUENCIES

# 1	3.732	# 2	14.121	# 3	3.780
# 4	7.060	# 5	14.115	# 6	7.060
# 7	3.785	# 8	7.230	# 9	14.325
# 10	14.050	# 11	3.875	# 12	14.325

### FROM RICH ALLAIRE, AC4NW

I've been a member of FISTS for only a couple of months and enjoy the KeyNote immensely. However, I tend to disagree with the idea that we should all slow down to accommodate the newer or slower operators. I think that with all the good tapes on the market, one can easily pick up his/her speed by listening to tapes and progressing logically from 5 TO 20 WPM. If one can't afford tapes, there are excellent code practice transmissions from WIAW, and one can tape those and listen to them anytime they wish. This method worked well for me and I think it would help anyone. And don't forget to practice sending in between. Of course, if you can find a family member or friend who will learn with you, then you can help each other.

Here are a few more tips that help me learn the code. When you're out driving and stop for a red light, spell out the signs and license plates in code; you'd be surprised how much practice you can get that way. If you're having trouble with certain letters, write them on the back of business cards and glance at them now and then. I know this goes against the theory that code is a hearing, not a sight skill. To which I say use what-

ever senses you need, that's why God gave them to you. That is the way I learned the letters like F-Q, L-P, and W,X,Y,Z. It really helps fix them in your mind. Let's all aim for a higher level of skill, not less. I've mailed my letter to the ARRL, along with a few personal comments against dumbing down the whole hobby.

I wish you all the luck in the world in your debate in Dayton. I'm sure we'll all be with you in spirit, tho we can't make it in person.

*Thanks for the code learning observations, Rich. And specially for the good wishes for Dayton. I know that having FISTS members sending positive thoughts my way helped me tremendously!*

### Home Made Code Practice Tapes

by Jay N2TTL

How many times have you snagged a CW contact only to find your could only copy only about 70- 80% of what was being sent. The reason could be QSB or QRM. It could also be that you're in slightly over your head - working someone who is sending just a little faster than you can comfortably copy. That's OK. It happens all the time. It's the way we increase our speed - by pushing our limits a bit. Always remembering, 'of course, "accuracy transcends speed."

There's a way to put a positive spin on this kind of situation. I keep a cassette recorder set up in my shack with the mic located near me and the rigs speaker. I can record both sides of the CW QSO. Later on, at some convenient time, using headphones, I replay that QSO and eventually pull out 100% of what has been sent. You also hear yourself, which can be very enlightening. This is a fun thing to do and can be even taken on the road by transferring the cassette to a portable player or used in your car's cassette player. I commute to work by train so I sometimes pass the 45 minute ride by reliving yesterday's QSOs using small headphones, of course.

It's good, live code practice to be sure. Who needs commercially made code practice tapes. That's not the real CW world, anyway!

---

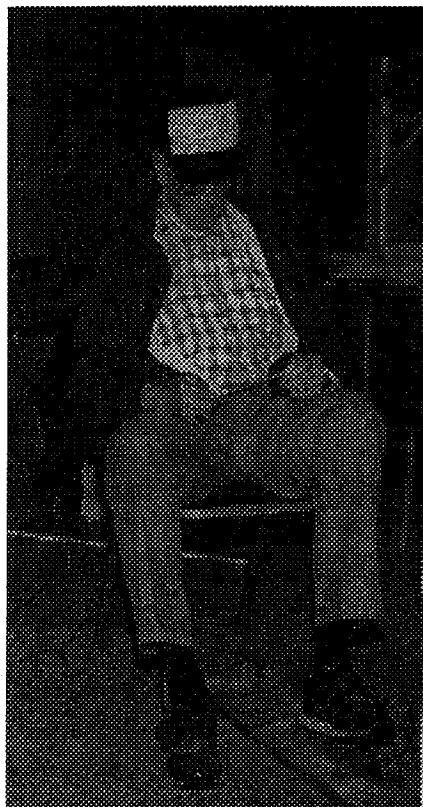
---

**FOR SALE: Vibroplex VibroKeyer Deluxe Chrome Single-Lever paddle. Mint condx w/xtra springs, hook up plug, dust cover, orig box \$95. OptoKeyer for single lever paddles, like new, barely used \$20. Contact Greg Ganz K9GC (219) 923-4007, 1843 Ridge Rd, Munster IN 46321.**

---

---





Charlie  
**W3RMD** right,  
won a coffee mug  
for his efforts in  
the Anne Arundel  
Radio Club ham-  
fest's QLF  
(sending with your  
left foot) contest  
May 3.

### Code Requirement Thoughts

by Greg K9GC

I'm getting so tired of the cry babies and their problem with CW it's making me sick. I admit, when I first heard that to become a ham one had to learn CW, I thought my gosh I could never do that, and that's when I was about 14 years old.

I took a course at the old Allied Radio store in Chicago (my dad drove me there one day a week for six weeks) and not only learned CW easily but learned to really enjoy it! Heck, it was easy, when somebody taught you the easy way of learning it. I was 15 years old then. How time flies when you're having fun. Now I'm 48, and I wish I would have stuck with ham radio instead of letting it go for over 20 years before getting back into it.

Can't cry over spilled milk I guess, but I'm having fun now! Let me say this about the code requirement. I think it has been good for the hobby I think it has eliminated folks who may have caused more problems, such as some of the garbage going on the phone portion of 80 meters etc. To be honest with you I have never worked someone on CW who was using filthy language, but hear it all the time on 80 meter phone, and on 20 meters as well sometimes, so what does that say for the CW ops? I think overall the CW ops are the tried and true radio ops that are trying to keep our hobby respectable and clean of trash. Of course I'm biased but I do believe that.

Another thing I believe is the manufacturers and people like W5YI want to eliminate the code requirement because of money, pure and simple. Can you imagine all the HF radios the manufacturers are going to sell if they eliminate CW as a requirement for HF.

I just hope that we CW lovers stick together and fight for our band spectrum and the CW requirement. Believe me if they get the CW requirement dropped the phone portions of our bands are going to be a mess and then they are going to try to get our CW section of the bands.

I guess I'm on my soap box now but some of this has been bothering me so best to clear the conscience!

### A FISTS THOUGHT & SUGGESTION

A thought from a relatively new FISTS member. In the normal operating time available to me, quite often when starting up, I hear on 40 a regular sked between several hams, right on 7.058MHz FISTS normal calling frequency. Nothing wrong with that, as they were there first, and that's the rules of the game. But it does make it inappropriate to send out a CQ looking for other FISTS members on that frequency. That brought up a thought for another possibility. Here's one for consideration.

No matter what frequency you might be on, when you send out a CQ, why not send the call sign with a FISTS designator. For example, ~ de KXXXX/FISTS. This is exactly the same as QRPers signing /QRP to their calls to encourage contacts to them. I see several benefits to doing this...

(1) It identifies you as a FISTS member to other members hearing you call for a contact. That's a good way to keep things moving along, when our "standard" opening frequencies are already occupied.

(2) Perhaps even more importantly, when you receive a response from a NON-FISTS member, you quite often will generate a question as to what "FISTS" stands for (or what FISTS is), and why you're using that special designation.

What a super lead-in to respond to a question and spread the word!! It's a great way to stimulate interest in our organization, membership in FISTS and to encourage continued use of one of ham radio's premier mode of communication.

If you can't get on a normal FISTS start-off frequency, and move to another clear spot, this would resolve that problem and, my guess, permit a lot more contacts, and generate a lot more interest in FISTS. Thoughts anyone? Gurnee Bridgman/W9NT #1955

Reed **W4DXB** suggests we sign a /F after our callsigns to let others know we're FISTS. He says he's only contacted one other FISTS and wouldn't have known it except he saw Reeds name in a Keynote.

## ANTENNA TALK

by Reed W4DXB

First let me introduce myself- I am 89 years old, been Morse operator in U.S.N.R. back in 1929, got my Ham license in 1935, built many tube type transmitters and a few receivers. I am saying all this because I am leading up to talking about ANTENNAS.

I have used the original Windom antenna, which was cut to operating frequency and fed with a single wire tapped onto the antenna about one third of the way from one end. I was tapped onto the plate coil of the final amplifier, with a MA meter to read plate current, adjusted so that the tube did not run red! There were no such things as antenna tuners, nor TV sets to QRM, so it worked fine.

I am now using a Ten-Tec SCOUT transceiver with a 135 foot dipole fed in center with 450 ohm ladder line, and a remote balun through the wall and it works all bands including 30 meters with a small tuner, (impedance matcher) and gets excellent reports, working mostly nets on 80, 40 and 20 meters, and ragchewing on other bands.

Now, for Antenna discussion, I read with interest about the Radio Works' so-called windom, and it is a very good antenna, but rather expensive, costing about \$100.00 or more, (this figure from an old catalog).

In the last edition of the KeyNote, we have another Windom 'style' antenna, called the FD4, which looks like another rather expensive model when you consider the high price of coax cable. The average Ham does not have the material or experience to build the 4:1 balun required, also does not work all bands, a separate 30 meter antenna wire is needed, plus weather proofing tape, etc. I do not understand why GM3PTV states that it is better than a GSRV!

I have used the G5RV many years, and the reason I am using an 80 meter dipole now, is that I have plenty of room, my property is 200 X 400 ft. If it ever comes down, I will go back to the G5RV as this antenna, developed by Lolis Varney, G5RV, is now being used by literally hundreds of Hams, here in the U.S. and other countries. It works as a dipole on 80 and 40 meters, and can be inverted Vee, with ends drooped or bent to suit you location, and on all higher frequencies it works as a GAIN antenna-due to the collinear effect, and can be only about 55 feet high, and is very simple to build, requiring only a 102 foot flat-top, and can use most any kind of wire ( I use no. 14 builders wire with plastic insulation) I leave the insulation on the wire except on the ends for center connection and insulators. The antenna can be fed with 450 ohm ladder line, which is inexpensive, most any length will work, but may need to be adjusted a few feet more or less to suit your tuner. A 'Tuner' is a must. This antenna is very cheap  
Combo Issue 5/6 1997

to build, or if you prefer you can order one from most any Radio magazine ready-built. If you cannot bring your ladder line into the shack you might wish to buy a Remote Balun to get through the wall. This will give a balanced antenna system. I do not recommend using coax to feed the G5RV - but if you wish, it must be about 70 ft from the 'matching Section' to your tuner. Another thing, you will not need a balun to connect the coax to the matching section, just solder it. And, DONT bury the coax unless it is of the buriable type.

The bottom line is; Ladder line is most efficient. You may be able to figure a way to bring it in through a window, if you don't care to buy a Remote Balun. I hope this will be of help to someone. 73 REED, W4DXB

## KEEP THE TORCH BURNING

by Mac W0AP

In 1838 Samuel F.B. Morse devised his telegraphic code and with the opening of the first telegraph line between Baltimore and Washington mankind made one of its greatest advances. For the first time since the dawn of creation a message could be sent between two distant points without being personally hand carried by a messenger.

At the turn of the century radio communication supplemented the landline aid using a revised and updated version of Morse's code. This magical invention made it possible to communicate with ships at sea and eventually to all points on the globe.

One of the true benefits derived from use of Morse code was the ability to cross language barriers when used with universal signals such as the international Q and Z signals. These signals together with operator jargon that developed with usage formed a bond between telegraph operators that cannot be equalled in any other medium.

Developing technology saw the telephone and typewriter replace the manual telegraph circuits and within a few decades the use of satellites and digital technology antiquated other means of communication. The forthcoming abandonment of telegraphy in the military service signals the end for this marvelous language we inherited from Mr. Morse except in the amateur radio services and a few isolated circuits.

For those of you who enjoy the simplicity and flexibility of the universal language as I do, keep the torch burning -and remember - you possess a unique talent shared by fewer than one in a thousand. Treasure it!

---

**FISTS Field Day will be held in Mid-Michigan at Dryden High School football field. If I'm counting right, this will be our Fifth FISTS Field Day. It gets better every year! The football field is located on Rochester Rd, just north of Dryden Rd. Call or e-mail me for directions (810) 797-5388.**

## **WZ8C's VIEWPOINT ON THE CW REQUIREMENT AS PRESENTED AT THE DAYTON HAMVENTION**

Morse Code is not obsolete. Having an International Morse code requirement for HF privileges is very important because Morse is still a very valuable and useful mode. It is a highly efficient way of ham radio communication. Especially under adverse communication conditions and during natural disasters when high tech systems have a tendency to malfunction.

It is a very efficient way of using the band space - in the same amount of space needed for one single-side-band contact, you can fit in at least three CW contacts. That is very important in these days of crowded ham bands.

It is important as an International requirement because it gives hams a Universal Language. It removes language barriers and allows us to communicate and foster friendships with hams all over the world. Not all hams can afford to plunk down a thousand dollars for a rig with the latest bells and whistles, nor do all hams want to do that. CW lets people get on the air with a minimum of investment and allows them to get on the air with equipment they can build themselves from basic components. This is particularly important in the poorer countries where electronic gear is scarce.

We sometimes hear the cry that ALL OTHER SERVICES are eliminating CW on land, sea, and air, so hams should "get with it" and follow their example. HOWEVER - comparing our hobby of ham radio to government and commercial communications is like comparing apples and oranges. Ham radio is unique, and must be treated that way.

Some military and commercial interests ARE moving away from using Morse code. Commercial companies, the armed forces, Coast Guard, and others are cutting costs and concerned with the bottom-line. We even see this in our factories and grocery stores. Fewer people are required. It always makes economic sense to replace men with machinery. Why should they pay a highly trained radio operator a salary every year, when they can put the money toward a machine to do his job? Machinery never gets tired! It never has to sleep, and never has to bring a paycheck home to the wife and kids.

But we must not confuse these COMMERCIAL OPERATIONS with ham radio. Is removing the human element what we want to do in our hobby? Ham radio is much more than rapidly exchanging information with the latest technology. Ham radio is made up of PEOPLE to whom cost-effectiveness is not as important as human values, such as, friendships, fun, sociability, love and tradition.

Tradition is a strong uniting force, and the Morse Code requirement is a big part of ham's rich and proud tradition. CW ALWAYS has been a part of ham radio, and most hams would find it hard to even think of ham radio without the music of Morse.

Most hams are reluctant to cut this thread which goes back to our earliest days. We want new hams to continue it - it's the only common experience that connects us to the hams who have gone before us. The hams who have gone before us have breathed a soul into ham radio which we all have learned to love.

Hams have indicated this in every survey that has been taken, here and abroad; they support CW because it represents more than just an efficient way to use the spectrum, CW is a unique and treasured tradition.

There has not been one group who has made a logical case for removing the CW requirement, all we hear are scare tactics. Ham radio is alive and well, just look around at this crowd here in Dayton! The only ones who appear to be actively spearheading the movement to eliminate the code requirement are the ones who have a commercial interest or potential financial gain. And these businesses which profit from ham radio should have no place in influencing the decisions which define the direction in which our beloved hobby is headed.

It's ridiculous to suggest we revise the whole World order that has worked fine since 1927 to accommodate a vociferous minority who don't have any respect for established International regulations. These regulations were decided BY THE MAJORITY and don't PERMIT you to be tested for only what you think you'll use. To be able to communicate over International air waves is a Privilege you EARN - it is NOT a right you are entitled to. Ham radio isn't a hobby for everyone. If you can't abide by these rules agreed upon and enforced for the sake of Global communications, then perhaps, you should look into a different hobby.

### **PART TWO**

One-hundred-and-twenty-seven International Radio Societies, such as the ARRL and the RSGB in Great Britain are joined together in the International Amateur Radio Union.

This Union is in the process of surveying its members in regard to their opinions about maintaining the International CW Proficiency requirement.

So far, the international societies in the countries of Europe, Russia, the Middle East (excluding Iran), Mongolia, Africa, and the United States have ALL

publicly announced that they want to KEEP the International Morse Code Proficiency Requirement.

Only a minority are in favor of removing the code requirement. We live in a democracy. One of the best reasons for keeping the code requirement in our exams is that the majority of hams WANT to keep it.

Morse code has stood the test of time as a mode beloved and preferred by a great number of amateur radio operators. Because Morse is still as effective and fun to use today as it was decades ago, is a point in its favor, not a point against it. Generally, those who oppose Morse don't know it and/or use it, therefore are prejudiced against it. The arguments of those who oppose Morse testing are essentially negative. "You can't learn it." The position of pro-code advocates is a positive message, "Yes, you CAN learn the code and we'll help you do it!" Nancy **WZ8C**

### TO ALL FISTS MEMBERS from Charlie **KA8OQF**

As I write these words, there is the post-net burble of the Wednesday night regulars on the FISTS Slow Speed Group going on in the background. We spent two hours tonite just shooting the breeze, and a good time was had by all. I'm supposed to be finishing the Hamvention Special Event Station thank-you letters right now (VMT to MFJ, WBL Design, Ten-Tec, Vibroplex, and a special thanks to AntennasWest who loaned us stuff and couldn't even make the show - multiple graduations that weekend).

I tried to resume my typing, but something we'd mentioned on the net was eating at me. The following is my opinion (but I have a feeling that any FIST who was there feels more or less as I do).

At this year's Dayton Hamvention, Nancy **WZ8C** was part of a debate (carried live on the Internet) on the subject of keeping the Morse Code as part of HF licensing requirements. Naturally, Nancy more than held her own on the pro side of the argument. On the anti side of things was Fred Maia **W5YI** and a decidedly un-neutral "moderator" Len Winkler **KB7LPW**.

Mr. Winkler was expecting some FISTS in attendance, but seemed to be unprepared for the numbers of hams who were not FISTS but were still on the pro-code side. Even the comments of the anti's in the audience ran more along the lines of "we gotta do something and this will do for now" than they did fervent support of the anti-code position. Most of

what I remember the anti's arguments to be was along the lines of "CW is old/outmoded/slow/no one's using it anymore so why should we have to" etc. etc. (If you ever get the chance to listen or see a tape of the forum, do it.)

All the old stale cliches that have been used since the beginning of this debate were there. As I listened to **W5YI** and **KB7LPW** spout their version of the situation I became more and more infuriated. The prevailing mood of the anti's seemed to be "we've decided we don't like the rules and we're gonna keep hollering whether we make sense or not".

I recall a phrase I've heard on the radio - "the dumbing-down of America". Now, I am fully ready to admit that there is no way I could pass an entry-level ham radio THEORY test of the 1950-1970's. What you used to have to identify on a circuit board just doesn't exist on a visible level anymore. The technologies that have come out in the last 20 years have reduced sizes dramatically - at Hamvention this year I saw a 2m HT that did everything with just one chip! What used to cover a breadboard (and I am old enough to remember the size of a real bread board) is now hidden under a postage stamp. All you can see is a code number stamped into the chip's cover - you have to take the manufacturer's word that the circuit he says is in there really is in there.

But the changes in hardware over the years that have slowly eliminated your ability to tear into your radio did not necessitate a change in the communications mode the hardware was used in. More and different modes were possible, but the older modes were not consigned to history. As an analogy, just because a bare-bones Ford Escort is faster than a Model T, does this mean that we should no longer have to learn to parallel park?

The basic idea behind CW is the absolute basic idea of radio communication itself. Generate some sort of wave and turn it on and off - it's that simple. The original digital mode - on/off, yes/no, it's there/it ain't there. If CW should be abandoned, then why are we using just slightly improved versions of Edison's incandescent bulb instead of trashing all those SoftWhites and illuminating things exclusively with lasers?

Some of the arguments given were that "we need to attract new blood into ham radio and they don't want to learn the code." Fine and dandy - the codeless tech licensee doesn't have to bother with the dits and dahs and still has access to 97+% of the overall

available amateur spectrum. And they can use all the legally available modes, so there are hardly any restrictions at all on them (not like us HF'ers, who can't use wideband modes such as high-speed data transfer, ATV, etc.).

"The code is too hard to learn #\$\$~&\*~%\$#\$%~&\*~%\$#! (translation available on request). Anyone who is mentally and physically capable and is willing to work at it can learn the code. The underlined section of the last sentence is the key. If you don't want to work for it, it must not mean that much to you - and if and when it's handed to you, it will still be of little value.

The modern communications technologies are striving for speed - faster baud rates, greater throughput. If the trend is going to be toward ham radio dropping the "older/slower/inaccurate" modes, just take a guess at which one will be on the chopping block in ten years. That's right, the oldest and most error-prone communications mode known to man - VOICE!! The day that this hobby degenerates to nothing more than machines talking to machines is the day that I am gone from the air forever.

The argument that "you have to get on the air to learn CW and you can't do it without HF privileges" is about to vanish into the haze. In the July 1997 issue of QST (according to my information) a circuit designed by FISTS member Don **N6JRL** will be presented. With this circuit, tone-modulated CW on V/UHF FM is easily possible. No modifications to the radio are necessary, proper levels of modulation and transmit volume are easily set, and all the parts including the case are available at your local Radio Shack store for about \$20! Just slap it together - or if you're all thumbs (some of which bear soldering iron scars) like me, grab a friend and the two of you put it together. Or even better, a half-dozen or so of you get together and whip out a bunch as a group/club project. Then you all can get on the air together! In the Dayton area, there's a code practice/ragchew net on 144.300 mhz simplex every Wednesday night (the mode is legal in that part of the band). Stations can be easily heard all over the Miami Valley with HT-level power and simple outdoor antennas.

The following paragraph is my own opinion. I believe that W5YI is pushing the "abolish the code requirement" issue because he sees a pot of gold at the end of the rainbow. If the no-code-HF license becomes reality, there's a lot of new study materials that will be sold out there. And guess who already

controls a ham radio publishing and license testing organization? I think that when the nit gets down to the gritty, W5YI is knee-deep in this just for the money. I also believe that to a lesser and less-visible degree, KB7LPW is doing the same thing. The statement "I'm just presenting both sides of the issue" would hold a lot more water for me if his anti-code bias didn't come through so blatantly when he professes to be neutral - like when he's supposed to be the moderator of (and not a participant in) a debate. Listen to his radio show when the subject comes up and just see how "impartial" he comes off. Ted Koppel he ain't.

CW is old - but so is my car and a lot of my relatives and a lot of my nearest and dearest friends. I'm not ready to consign them to the dustbin just on the basis of age. CW is somewhat slow - but if pure speed were the issue, then we'd all be driving IndyCars to work every day (ever been on the receiving end of an RTTY or other digital transmission when the other op can't type?). CW is prone to errors - but no more than any other mode (ever been on the receiving end of an RTTY or other digital transmission when the other op can't SPELL?).

A CW operator is a translator. To be a good translator you must have a basic mastery of the proper use of the languages you are using. There's a Zen-like element involved here, in that you must educate your body and your mind properly to effectively communicate. What a concept - to know the code, know yourself.

To all of you who have spent your valuable time reading this, I thank you. To those who agree with me, it is my fondest wish that you make a set of copies of this, write a line or three along the bottom to the effect that you agree with what I've said here, sign it, and then send the copies to the ARRL, W5YI, KB7LPW, and (if and when the issue comes before them) the FCC. Yours in support of the Morse Code, Charlie Cotterman KA8OQF / FISTS #1478

## FINAL


Well, that does it for this month FISTS. Sorry about the combined Issue, but things should settle down here next month! I haven't received anything from Across The Pond yet, but rest assured that any newsletters I get from Geo will be included in their entirety next month. Until then, keep those cards and letters coming! YOU are what is making FISTS the fastest growing and BEST group in the World! 73 88 Nancy

FISTS CW CLUB, P.O. Box 47  
Hadley MI 48440-0047  
PSE Check your label for accuracy  
Your renewal due date is on the upper right corner  
of the mailing label.

ADDRESS CORRECTION REQUESTED

Bulk Mail  
US POSTAGE  
PAID  
Permit 12  
Hadley MI 48440

THAT'S A STRAIGHT KEY  
JUNIOR, WE DON'T USE THEM  
ANYMORE SINCE THEY DID  
AWAY WITH THE CW TEST  
REQUIREMENT... BUT DON'T  
WORRY, I'M SURE YOU'LL  
MEET LOTS OF NEW FRIENDS  
ON SSB AROUND 3.950 AND  
14.313



**WALT'S** WORLD  
BY ARNIE MACY KT4ST