


THE KEYNOTE
Newsletter of FISTS CW Club — The International
Morse Preservation Society
Issue 1, 2013



"When You've Worked a FIST, You've Worked a Friend"

INFORMATION PAGE

When you have a question about FISTS, go to the source for the correct answer.

Posting a question on a chat room or email reflector may result in a lot of opinions, but your best bet is to ask a FISTS volunteer or look in the reference issue.

Please put the word 'FISTS' somewhere in the title of your email.

This will help the volunteer recognize that your email is important and not spam.

For questions about:

Awards and Certificates contact

Dennis Franklin, K6DF, fistsawards@gmail.com
4658 CAPITAN DR, Fremont CA 94536

The QSL Bureau contact

Stan Reas, K4UK, k4uk@rev.net
1020 LONG ISLAND DR, Moneta VA 24121-1952

Our club call KNØWCW contact

Karl Zuege, KB1DSB, hmc.ret.karl@myfairpoint.net
2176 DRAKE RD, Bomoseen VT 05732

The membership roster, call changes, name changes contact

Ed Hayes, N7CFA, n7cfa@comcast.net
2628 LILAC ST, Longview WA 98632-3525

To get an application or sample Keynote sent to a friend contact

Jim Ranieri, AA9LS, aa9ls@turbotoads.com
33778 REBECCA RD, Kingston IL 60145

Web page changes, getting your personal or club webpage linked, etc contact

Webmaster Dennis Franklin, K6DF,
fistsawards@gmail.com

Club presentation packets contact

Joe Spencer, KK5NA, kk5na@kk5na.com
3618 MONTRIDGE CT, Arlington TX 76016

Code Buddy volunteers and buddies contact

Nick Yokanovich, K3NY, & The Historical Electronics Museum Amateur Radio Club,
k3ny@cablespeed.com
108 BRENT RD. Arnold MD 21012

Sprints contact

Fall Sprint, PO Box 47, Hadley MI 48440; email to
FallSprint@hotmail.com

Get Your Feet Wet Weekend /G3ZQS Memorial Straight Key Contest contact

Lee Hallin, N7NU, hallinl@lanecc.edu
3413 WALTON LN, Eugene OR 97408

Ordering supplies: Irene Kott, WØ8E

44609 North Bunker Hill Dr, Clinton Twp MI 48038
or paypal to fists@tir.com.

Irene has no email capability. Some shirt sizes are sold out — check web page or email Nancy, WZ8C at nancy@tir.com.

All other questions, callsign/email/ postal address changes, (NO we do not get this info directly from the FCC!) renewal dates, membership questions and MOST IMPORTANTLY — articles for the Keynote, contact Nancy WZ8C, nancy@tir.com; PO Box 47, Hadley MI 48440, phone 810-797-2033, fax 810-797-5808.

Please check your label for your renewal month/year — dues are \$15/year. and include award certificates, newsletter and use of the QSL bureau.

FISTS CW CLUB

The International Morse Preservation Society



"When You've Worked a FIST, You've Worked a Friend"

North American Memo • Issue 1, 2013

Editor: Nancy Kott WZ8C • PO Box 47, Hadley MI 48440

Email: nancy@tir.com • Phone: 810-797-2033 (leave message if no answer)

TABLE OF CONTENTS

Information Page.....	2
QRP with K3WWP — Column #96.....	4
My Teacher Set the Path of My Life.....	6
Born to Be A CW OP.....	7
Dynomometer.....	9
Odds and Ends.....	10
Sprint Information.....	12

Hi FISTS,

I'm sorry this issue took so long to get to the printer. I had intended to have it in the mail by the end of the year, but an unexpected illness landed me in the hospital for two weeks.

When I got out of the hospital, a few days later, my brother died in his sleep from a blood clot. Tomorrow is the funeral. We are all in shock. My parents, Irene WO8E and Ken W8ROG, are doing as well as can be expected.

So, between doctor appointments and funeral home visits, I didn't get everything together for the newsletter, but thought I better have what is finished sent to the printer so you at least have something to read!

I am behind in filling shirt and CD orders, and am processing the renewals and new applications as I get the chance, but please be patient.

Thank you to the other volunteers who have stepped up and are helping keep things on track. Their support has been invaluable.

— 73, 88, Nancy WZ8C



QRP WITH K3WWP — COLUMN #96

by John Shannon, K3WWP

About 10 years ago I wrote a two-part column answering the question “Which band is the best band for QRP?” with a description of the merits of each of the HF bands (or MF and HF bands for those purists who — correctly — consider 160M a MF band.) I re-ran the first of the two columns last issue which included 160 through 30 meters. This month I’m re-running part II dealing with 20 through 10 meters.

As with part I, each band description starts with the total number of US states, countries, continents, and CQ zones I’ve currently worked on that band. This will give you a quick idea of how the band works for QRP and simple antennas.

First a general statement about all the bands from 20 through 10M. Except near the sunspot maximums, they are mostly daylight bands, and will be dead at night for much of the 11-year sunspot cycle.

20M - 50, 171, 6, 34 - This is probably the best overall band if you’re interested in working DX with your QRP over the entire duration of a sunspot cycle, although 30M might also fit that description. 20M has the advantage of being a contest band while 30M is not. Contests are great places to pick up new states, zones, countries, etc. Also the main county hunters net fre-

quency (14.056) is on this band if that is one of your interests. One disadvantage of this band is that you will have a lot of competition from high power stations as most hams who operate QRO have very solid setups for 20M with powerful signals. There is a lot of FISTS and NAQCC activity on this band. It’s a decent band for rag chewing although if some rare DX shows up — as it often does — near your QSO, the quickly developing pileup will probably bring a premature end to your QSO.

17M - 42, 129, 6, 31 — I like this little band quite a lot. It is not open quite as often as 20M when the sunspots are down, but it is often open when 15M and the higher bands are not. This statement is true of all the bands from here on up — fewer openings than the next lower band, but more openings than the next higher band. When the high bands are all open, this band, along with 12M

are often places to go to get away from the crowds. There almost always seems to be less activity on 17 and 12M than on the mainstream non-WARC bands. Of course when a rare DX station shows up here, that situation changes rapidly and the whole CW segment may be full of DX chasers. A lot of the activity here is DX oriented and I find it harder to work USA stations than to work DX, since most of the USA stations are here to chase DX and not to rag chew. However if you do like to rag chew and can find someone to do it with, it is a good band for that as signals are often stable for some lengths of time. The problem as I emphasize often finding someone else who wants to rag chew.

15M - 50, 162, 6, 31 — With the exception of the fact that it’s not open for as much of the day nor as much of the sunspot cycle, the description for 20M applies to this



band. Being a contest band, it's an excellent source of states, zones, and countries. There is not as much county hunting activity here outside of contests. When both 15 and 20 are open, 15 will be better for working QRP DX, as it will generally provide better propagation for the lower power stations although the specific openings to a certain area may not last as long. As we go higher in frequency, propagation changes more rapidly and what may start out as a long ragchew will come to a premature end as conditions change.

12M - 25, 102, 6, 28 — As the description for 15M matches 20M, so 12M matches 17M. It is open much less often than 17M, but the openings often provide stronger signals for the QRPer. For my situation with simple antennas, I notice this band only provides really good conditions for approximately 3-4 years of the sunspot cycle, while the rest of the time it is only sporadically open, if at all. It is even harder on 12M than 17M to work domestic stations here, as it is perhaps of all bands, the one most devoted strictly to DX.

10M - 48, 146, 6, 31 — Someone once told me that when this band was open, you could work the world with 1 watt and a coat hanger for an antenna. That was in the depths of a sunspot minimum and it was hard to believe, but as

cycle 23 neared its maximum I came to believe. Although I didn't try it, I did find my simple minimal QRP setup provided me with easy QSO's with any part of the world. Contesting in big DX contests on this band is a delight with QRP. In the approximately 3-4 years surrounding a sunspot maximum, the band will provide wall to wall DX in contests from 28000 to 28200 and beyond. It's not as good for long ragchews in most cases as conditions often shift rapidly as I mentioned above. It's fun to call CQ on this band with minimal QRP and get answers from all around the world.

If my band descriptions have not convinced you that the best rig is one that covers 160-10M, and you still are looking for a single band rig, don't forget to check the QRP rigs page on my web site for more info. There you can decide on the other factors (price, etc.) that you need to consider. Since I first wrote this article nearly 10 years ago, I have gone from a TS-570D to a TS-480SAT to a K2 and finally just a few weeks ago to a KX3. Those serious about QRP operation on ALL bands mentioned here plus 6 meters who can afford it, should get a KX3. It's by far the best of any rig I've used in nearly 50 years of ham radio.

Next issue perhaps a further discussion on how to succeed with

QRP and simple antennas including working QRP with a really great rig (the KX3) if something else doesn't come up before then. Till then, I hope you'll visit my web site at <http://home.windstream.net/johnshan/>. Or if you wish to communicate with me, try johnshan@windstream.net or 478 E. High St., Kittanning, PA 16201-1304. 73 from K3WVP -30-



“ If my band descriptions have not convinced you that the best rig is one that covers 160-10M, and you still are looking for a single band rig, don't forget to check the QRP rigs page on my web site for more info.”

MY TEACHER SET THE PATH OF MY LIFE

by Dennis Carpenter, KB7DY

In 1955, at the age of 12 and in the 7th grade, I was a bit of a handful for the teachers. A boy I sat with in our math class was a perfect match for me. When the school year started, we came up with the idea of cruising the math class by doing every one of the exercises in the book, turning them in to the teacher and announcing that we were done for the year. I have no idea what we thought would ensue or what his reaction would be. I'm sure we thought that something special would happen for such smart boys.

Alas, he simply stated that we would just have to sit in class each day with nothing to do. This course of action (or non-action, as it were) lasted a few days and then we started to become a distraction to the rest of the class. The teacher, Mr. Lind, happened to be a ham operator, W7VAM SK, and he asked us if we would like to spend our time learning the Morse code and obtain a ham license. We were a bit dubious as both of us lived in the nearby projects and the issue of money was foremost in our minds. Mr. Lind, however, was not about to let us rain on his wonderful idea to gainfully use our newly won "free time." He brought in his trusty old WWII radio from a Sherman tank, enlisted our support to toss some wire into a nearby tree from the classroom window and proceeded to make some contacts. We were hooked! Dave and I, using a little code oscillator Mr. Lind brought in,

began learning the code in a little workroom next to the classroom. We were eager to learn the code and took to whistling conversation at each other, beating code with spoons in the lunchroom, annoying our families by banging on everything we could find, and we got it down in no time. Soon, hesitation became 5 WPM and then 7 WPM and we asked Mr. Lind what came next.

What came next was the formation of a school radio club. Other students joined us and we began learning theory. That's where Dave left me, but I continued on, totally fascinated by what was being taught. In April, 1956 I took the test and was awarded my call-sign, WN7EKN. Sadly, I never did come up with equipment; we moved to a different school system and my license lapsed. That made my next plateau 13 WPM and it stayed in front of me for 15 years as I spent time with the etceteras of life.

My love of the theory never changed though, and that launch had me working in a TV repair shop when I was 16 and running a little one of my own at 17. By 18, I was in the Army and in electronics. I aced the courses at Ft. Gordon and spent a couple years in Germany in the Signal Corps working on everything that came through our repair facility, whether it was in my MOS or not. After the Army, I sought employment with Boeing (the airplane maker) and was taken on as an Avionics Technician. I had no experience in those systems, but boy, did I have a background in electronics by then. I studied everything I could get my hands on about the aircraft systems and managed to rise rapidly, going from Avionics technician to an in-flight avionics analyst for 747 test flights and then into management. After 33 years there, I retired in 1999.

In 1972, I discovered that I could be a Novice again. I built

BORN TO BE A CW OP

by Donald C. Zelenka, W5AJX

a HW-16 and bought a vertical antenna to force myself to get the license. I found a local ham to give me the test and in July, 1972, just as the company was sending me to West Virginia, I received my ticket and the WN7UAW call-sign. 1973 found me doing about 15 WPM CW and I drove through the mountains of Pennsylvania in the snow to get to Baltimore's FCC office and conquered the General and Advanced tests. My call became WB8REY and it lasted until we returned home and I traded it in for the 7-land call I currently have.

In 1973, with my newly won Advanced license, I built a HW-101 and gave SSB a try. It didn't take me long to shove the mike into a desk drawer and get back to CW and it was the only mode I used until a few years ago when the digi-modes bit me. Now I operate a 50/50 split between digital and CW on the HF bands and I love it all.

So, at the age of 12, my teacher literally launched the path of my life; and what a life it's been. But, do you know what the real "warm and fuzzy" is here? It could have been you. That's right. Each of us has the ability and the means to have that same effect on a curious kid. If the opportunity comes your way, don't pass it by, and don't forget to include the music of CW in the lessons.



It was the summer of 1957. My parents bought a Scout handbook in hopes I would join the Scouts. As I was looking thru the book I stopped on this one page that had the letters associated with dots and dashes. My mind clicked and I started learning the Morse alphabet. I had never seen it before. My parents then got me a crystal radio kit. I guess they thought it would take me all summer to build it. Within hours the kit was finished.

The next day I was listening to music. All of a sudden I heard this guy and it sounded like he was talking to someone. He gave his call and name. I did not understand what was happening. I asked my Dad if he knew a guy by the name of Robbie. He said that Robbie rented the house around the corner that we owned. I asked my dad if I could go with him when he went to collect the rent money from Robbie. He said sure.

The end of the month came and I went with my Dad. Going into the house I noticed all this equipment. My eyes opened wide and I started asking Robbie questions. He asked if I wanted to talk to his friend that he was talking to. I said sure.

That started my exciting hobby. He gave me some study material and in two weeks he gave me the

test. In a couple of weeks I got my call of KN5LFV. My Dad didn't know anything about ham radio but he knew his brother-in-law had a receiver so he talked to him. My uncle was a SWL. Dad allowed me \$100.00 to get my equipment. My uncle sold me his Hallicrafter S-53A receiver for \$50 dollars. Hum, what could I get for \$50 dollars? Robbie helped me with that question. I got a Heathkit DX-35 transmitter. Oh, I had to build it? After several weeks I was finished and started working stations around the U.S.

After I finished high school I knew I didn't want to go to college. My Dad had an Army Recruiter come to the house to see me. The first question the Recruiter asked me was, "What do I like?". I told him I was a ham operator and loved Morse code. Thinking I was going to

get a blank look, he took out this big book and turned to a page and showed me a picture. It was an operator sitting in front of two receivers, a typewriter, and wearing a headset. I could not believe what I was seeing. He said this is a Morse Intercept Operator and if I passed the code test, I would be going to school in MA for further training.

By this time I was a General Class operator, dropped the N and became K5LFV. I went to the Custom House in New Orleans to take the code test. When the SGT came by to pick up our papers I told him his machine made a mistake on one character. He laughed and kept taking papers.

Boot camp was in S.C and then went to the US Army Security Agency School in MA. I knew how to type and knew the code so only stayed there for 4 months. I was scheduled to go to Turkey, but they called me and ask if I wanted to go to the Canal Zone in Panama instead. Being from New Orleans I told them the Canal Zone.

While there, I met four other hams. First we asked permission to set up a ham station in the barrack so the guys could talk to their loved ones. Permission was granted, so we went and got our Canal Zone call signs. My personal call was KZ5KW and the Club call was KZ5FC. Since we had all the monitoring equipment

it was like being the FCC in the Canal Zone. Other hams liked us and others did not in the Zone.

What's next? No antennas. We contacted Army MARS and they said they would help us out. Boy, they sure did. They dug the hole and put a 50 foot tower in it. Next they put a triband beam on the tower. Gave us all the wires we needed to string up inverted vees for 40 and 75. Next, we needed equipment. Army MARS gave us a BC-610 transmitter. We used Collins R-390 receivers in our regular work, so that was the receiver.

Copying code 8 hours a day will build up ones speed. After a few months I was copying 30 to 40 wpm. Got on a different monitoring set as they sent that fast and there was me and this other fellow that could copy that fast. I use to have fun when I would get on the ham bands and calling CQ at a nice speed and the calling guy thought he was a hot shot sending faster than I did. SHAME ON HIM. Ran the keyer up to about 35 wpm and guess what? He started sending at my original speed.

A little about copying high speed code. One doesn't want to copy a character at a time or you would get behind. You have to remember the whole word and then type it out. But one learns with practice. practice, practice.

After serving my time in the US

ASA I left the service and went back to New Orleans to start another career.

I applied for a job with Western Union Telegraph Co and was hired. During my 21 years with them I worked both inside and outside jobs. The best job was being a Wire and Repeater Technician, I thought. I got to work on the microwave, worked with customers to clear their problems and setting up circuits for the President of the United States. By this time, there was a new position called Computer Technician. A test was given and I got the position. This job consisted of making sure that the circuits like between Dallas and Houston, Corpus Christi and Houston, Atlanta and Houston, etc. were kept up with computers sending and receiving an RR, receive ready, to and from each other.

I am retired now. Living in Houston and still pounding out the brass with my keyer. Calls held in the states were K5LFV, NC5F, and W5AJX.

I now hold an Extra class license and a FCC Radio Telephone license.

I live in a deed restricted subdivision so my antenna setup is an Outpost Tripod with single band Pro Am mobile antennas and my rig is a FT-450D. You might have seen a picture of the antenna setup in The Keynote.



DYNAMOMETER

By Bob, W2TAC



Dynamometer.

Through serendipitous web surfing, I recently became aware of a dynamometer being sold on eBay for \$30, plus \$15 shipping, by Eliseo Chiarucci (IK6BAK) that is a wonderful tool for accurately setting spring tensions on iambic paddles and single lever telegraph keys. I was very impressed with Eliseo's service and the quality of the device. It comes in a felt-lined wooden box. It doesn't come with instructions, but Kent, N2DAN, put a nice video on YouTube (search: Dynamometer to Adjust Iambic Paddle).

It was no surprise to me that the tension levels on my Begali Sculpture paddle were far from identical (thanks to my adjustments... not Piero Begali) before I set them both to 20 grams after watching the video. With the dynamometer you can ensure each paddle is set to the tension you prefer. This is a quality, nicely packaged instrument.



Dyanamometer Package from IK6BAK.



ODDS AND ENDS

***Morse Tutor Gold on a 3.5 floppy?**

Does anyone have a G0TE Morse Tutor Gold program on a 3.5 inch diskette? My copy is on the old large floppy disc and I cannot find a computer that will play such an old-timer. I appreciate your help.

— Norman, WØRSD, #11553,
7 Circle Dr., Newton KS 67114

Telegraph Ring Tone

I bought my xyl an iPhone 5 with a two year contract for \$200. I already had an account with Verizon. She gave me her iPhone 4. Most people will set up some kind of ring tone when they get a text message. Well, I happened to notice a perfect set up when someone texts me. One of the selections was TELEGRAPH. When a text message comes in, I get Morse code. Music to my ears. hi hi

Thanks for the shirt and mugs. I washed the cups in the dishwasher and will have my coffee in one tomorrow. Wore one of the tee shirts this afternoon and it fits real good. — 73, Don, W5AJX, #9361

***Listen for Jay AA9KH!**

It was good to hear Rose K8VFR on again, albeit during the MI QSO party. One VERY early morning, I managed to QSO the Down Under club station VK2FDU with Chris VK3CGB at the helm on 14.058.

— 73, Jay, AA9KH

***Hooray for FISTS!**

I have moved to New Freedom PA and in the process of getting re-established. I do not know when I'll be in full amateur radio operation. I will always support the FISTS CW Radio Club!

— 73, Frank, WA3GYW/QRP

***Do have YOUR Shirts and Mugs Yet?**

These shirts are very nice and I will wear them proudly.

— 73/88, Duane K8ME

***George VE7EFG Will Be Back Soon**

Enclosed please find my renewal to FISTS. I have not been active for a while but hope to have my station up and running soon. We're having some work done in our unit. Not exactly conducive to ham radio operation.

— 73, George VE7EF

***Say Hello to Basil!**

I am one of your members from about 2 decades ago, my FISTS number is 7227. I've had some serious physical problems lately that gave me an extended period of hospitalization, rehab and am now in a facility for assisted care. I've had to give up independent living and have been off the air for almost three months.

While it is doubtful that I will ever get my radio back in operation, I would still like to continue membership in FISTS. I was 99 years of age in March, I was born March 13, 1913.

— 73, Basil, K6SCY

(If you'd like to drop Basil a note of encouragement or a QSL card, please do so at his new QTH: Basil Frank, c/o Vista Mountain Home & Care, 2425 Vista Mountain Dr, Vista CA 92084)

***Ken Worked his 1st FISTS Member!**

Thank you so much for all your work on our behalf (you're welcome!). I even worked my first FISTS member, ABØBM, Gary! Sign me up for two more years.

— 73, Ken, VE7CJF

“ I enjoy reading *The Keynote* and hope to do so for many more years. I want to thank you for your efforts. ”

***Am Elmer of Hiram Percy Maxim!**

I am 95 and still active on 40 meter CW. I enjoy reading *The Keynote* and hope to do so for many more years. I want to thank you for your efforts (you're welcome!).

My wife, Ann Pember Zern's husband, W11VI, was an elmer of W1AW, Hiram Percy Maxim in the 20's. I got my ticket in 1938 in Ft Momouth NJ in the U.S Army Signal Corp radio school. My call then was W2LOI.

— *Thank you, 73 and 88, Charles, W6YTB (Hope I didn't make too many typos on the call-signs, Charles — All those I's and L's and I's look alike to me sometimes!)*

***FISTS Members are the BEST!**

Hi, Nancy.

That small “blurb” you put in the recent Key Note about me looking for the article on CW Apps generated a LOT of responses. THANK YOU!!

Four people scanned the article

and emailed it to me and one FISTS member just mailed me his copy! Thanks again for doing that. If anybody asks how well FISTS members take care of each other, just give them my call and tell them to ask me or tell them about this event.

This makes me wonder if it would be worthwhile to put a “classified ad section” in the Key Note.....with a modest fee it could generate a little revenue for the club.....but it might cause a lot of extra work for you. Obviously, people definitely do read everything in the Key Note.

— 73, Mike, KØZN, #4418

(We do have free classifieds for paid-up members, the only “problem” is that there is at least a month or two between newsletters and by then the item for sale is sold or given away, so it's not very efficient. But if anyone wants to put in an ad for something or is looking for something, by all means send it to me — nancy@tir.com, or POB 47 Hadley MI 48440)

A Note from Bill, NØINI

Just a short note to say hello and to renew my membership in FISTS. I got my first ticket, KN8JOA, in 1957 in Monroe MI. Upgraded to General in 1958 and dropped the “n” to K8JOA. Joined the Army in 1959. Had Basic Training at Fort Leonard Wood in Missouri. It was 16 weeks of Radio-teletype training at Fort Gordon in Georgia and then was sent to Fort Myer, Virginia and pounded brass in the Pentagon at the HQ Army MARS station K4USA/AR.

In 1960, I was sent to Bamberg Germany and the Seventh Cavalry. Pounded brass from Armored Personnel Carriers and trucks for the next two years. Also got the call sign of DL5EB and worked lots of DX.

Discharged from the Army in 1962 and came out here to Colorado. That's when I got my present call sign. I upgraded to Extra in 1968. Virtually all of my hamming is on CW using a bug and hand key.

Many thanks to you, Nancy, and all the others responsible for the Keynote! — 73, Bill, W8INI



SPRINT INFORMATION

The following are the Official Rules for the FISTS SPRINT.

OBJECTIVE:

To exchange specified information with as many FISTS members as possible using Morse Code only, and within the time frame stipulated.

PARTICIPANTS:

Any properly licensed amateur radio operator, FISTS member or non-member is invited to take part in the contest. At least one of the two stations in each QSO must be a FISTS member.

DATE AND TIME: (*subject to change, see main index page*)

The Winter SPRINT will run from 1700 UTC to 2100 UTC on Second Saturday in February.

The Spring SPRINT will run from 1700 UTC to 2100 UTC on Second Saturday in May.

The Summer SPRINT will run from 2000 EDT to 2400 EDT on Second Friday in July.

The Fall SPRINT will run from 1700 UTC to 2100 UTC on Second Saturday in October.

BANDS:

Operation is limited to the following amateur bands: 3.5, 7, 14, 21, and 28 MHz amateur bands.

Work stations only once per band.

ENTRY CLASSES:

There are three entry classes:

QRO: Over 5 watts -100 watts output power. 100 watts is the maximum output power allowed.

QRP: 5 watts output power or less.

Club: (regardless of power).

Entry class **MUST** be shown on logs to be considered for entry in a particu-

lar class, or will be assumed QRO.

An entry must be ONE class only, no combination of classes is allowed.

EXCHANGE:

The following information must be exchanged by both stations to count as a valid contest QSO:

For FISTS members:

RST, U.S. state/Canadian province/DXCC country, first name, FISTS number.

For non-FISTS members:

RST, U.S. state/Canadian province/DXCC country, first name, Power output.

DX COUNTRY STATUS:

U.S. states and Canadian provinces are those states and provinces that are contiguous and found within the North American continent. DX are those entities listed in the current ARRL DXCC publication, other than the above.

MULTIPLIERS:

Each U.S. State and Canadian province counts as 1 multiplier. Count each only once, no matter how many times worked.

Each DXCC entity counts as 1 multiplier. Count each no matter how many times worked.

SCORING:

Each QSO with a FISTS member: 5 points.

Each QSO with a non-FISTS member: 2 points.

Final score is total QSO points times multipliers.

CERTIFICATES:

U.S./VE:

Certificates will be awarded to the first, second, and third place finishers in each Entry Class.

LOG SUBMISSIONS:

All log entries must be received 30 days after the Sprint to be considered valid.

Sending the logs is what counts, and they will be spot checked for accuracy and correct scoring procedures.

Logs not sent to the proper address will not be considered for entry.

All logs **MUST** contain the following information to be considered for entry;

Your name and call sign. Club name if entry is for a club. Your FISTS number if a member. Entry class. Your claimed score. List of claimed multipliers.

The entry form is the best way to record this information.

Download the entry form as a text file on the FISTS web page.

ELECTRONIC LOGS:


We will accept E-logs in standard Cabrillo format, Text, or ASCII text files. If you're not sure about your format, please contact Ed before the contest entry deadline.

E-logs are sent to n2ed@fists.org ONLY.

PAPER LOGS:

Send log and forms to:

FISTS Sprint Log
c/o Ed Wlodarski N2ED
3 Shore Rd.
Andover, NJ
07821-2240



FISTS C.W. Club Membership Application

Call sign: _____ Name used on Air: _____

Mailing Name & Address: _____

The following information provides a synopsis of the member's working conditions:

Rig(s): _____

Antennas: _____

Other Clubs Affiliations (ARRL, RSGB, etc.): _____

Other Interests: _____

Birthday: _____ Home Phone: _____

The newsletter is offered on audio cassette to blind members at no extra charge, do you require this service? _____

E-mail address: _____

Please enclose annual membership fee of \$15 (U.S. Funds)

Date: _____ Your Sponsor (Optional): _____

Signature: _____

Please make checks payable to FISTS C.W. Club and return to:

North, Central, and South America including all territories/islands:

Nancy Kott WZ8C
POB 47
Hadley MI 48440-0047
USA

For Australia and New Zealand see www.fistsdownunder.org, for East Asia see www.feacw.net
and for elsewhere see www.fists.co.uk.



morsEAsia

January 2013
Issue #54

Recommended calling QRGs: 7.026/7.028, 10.118/10.138, 14.058, 18.085, 21.058/21.138, 24.918, 28.058/28.158

FEA Net: 7.026 MHz 2300UTC on Saturdays, 14.054 MHz 0800UTC on Sundays

Newsletter Editor, FEA Net Manager: Nao JO3HPM (jo3hpm@fists-ea.org)

Membership Secretary: Jean JL3SIK (join-fea@fists-ea.org)

Web administrator, QSL Manager, Newsletter E-mail Distributor: Harry JL3AMK (webadmin@fists-ea.org)

FISTS members can receive the morsEAsia via e-mail. Please email the web admin with your FISTS#.

Other members of administration: Sugi JK7UST & Manabu JE1RZR

<http://www.feacw.net/> or <http://www.fists-ea.org/> (Secondary)

NEW MEMBERS

Welcome to our new members:

Tomo JF1LXO #15122,

Mai JH1JDI #15123,

Fernan (no callsign, from the Philippines) #15124,

Kuni JI3NOF #15125.

TOMO JF1LXO #15122

Hi. I am Yoshitomo "TOMO" Bushida and joined FISTS on October. Born in 1959, I started my amateur radio station in 1972. Until I found work after finishing school, DXing on 50 MHz band was my whole life. I enjoyed it without sleep and rest. At the time, CW was merely one of the tools to get new DX, so I never thought I could have a talk using CW. After I entered a company, I was busy for work, marriage, children, etc. It is 30 years since I went to QRT.

One day, it just happened that when I hanged around a book store, I found a CQ ham radio magagize and picked up it. It made me remember my student days. My old call sign was already used by other operator unfortunately, so I got a fresh start with new call sign.

I chased DX like my old days at first. But soon I felt short on fun. I was bored "599 TU" style short QSO. As a reaction, I started to master a conversation using Japanese Morse codes one and half years ago. And now, thanks to my friends, I am interested in a conversation using International Morse codes with English. It may increase fun of CW operation and I may be able to learn English in an enjoyable way. I am looking forward to meeting you through FISTS club.



FERNAN #15124

My name is Fernan FISTS member #15124. I passed my licensure examination in the Philippines, but due to some circumstances never pushed through with the hobby. I have been trying to learn morsecode for a year now and decided to build simple CW receiver to listen to realtime QSO. I am an EE by trade, but still enjoy designing projects and equipment for personal use. Through the years I have built a few projects, but only recently decided to set up a site <http://fernski.blogspot.com> to document them. I have a Soviet surplus TKF key and I am using it for sending practice through the internetCW program.

Hi there, I am JH1JDI, "MAI"/YL.

My handle "MAI" comes from my Lao and Thai nickname "Pha Mai", meaning "Silk cloth" or "Beautiful as silk". Lao and Thai call each other by their nick names on daily life. Therefore, I asked one of my Thai friends to think about a nickname for me when I started Thai language. Now all Lao and Thai friends, I have around 80 friends living in Lao PDR and Thailand, call me as "Pha Mai" or simply "Mai".

I have started BCL and HAM radio since mid of the 1980s, when I was a pupil of elementary school, but CW operation is only since July, 2012. Yes, I had been the 4th grade operator of amateur radio for over 20 years but I felt that I wanted to communicate with CW mode suddenly in May, 2012. So I went to take exam of the 3rd grade operator in May, got a new license and finally started CW operation on the 7th of July, 2012, with JS1VHA, my husband. After that still I continued study of both technical and legal issues and passed the 2nd grade in August, 2012 and the 1st grade in December, 2012.

Now I enjoy both QOD1 (English based CW) and QOD6 (Japanese CW) mainly on 80 mb, 40 mb, 30 mb and 2 mb. At first, of course, I was a CW operator with poor skill, since I had not experienced any CW QSOs so I was looking for stations who kindly helped me to "kick-off" my CW life and brush up my skill, but at that time, I didn't have any antennas for HF bands. So I started looking for CW stations on 70cm and 2mb, from Asaka City, Saitama Pref. But, as you know, there are not so many CW stations on 70cm band, almost no stations enjoy CW operation. I could QSO only with JG1WTZ on 9/Jul. So I changed the bands to 2mb. On 2mb, yes, it has been one of my main bands now, there are many stations enjoy CW QSO almost every night around Tokyo, but... almost all stations are specified to QOD 6. I could hear only "CQ \overline{DO} (ホレ)". So I started to study codes of QOD 6, tried to do "CQ \overline{DO} (ホレ)" on 10/Jul. I continued CQ with speed of only 6 or 7 WPM but finally JI1UQW kindly answered to my very very slow CQ and kindly QSOed 58 minutes! I could catch almost only his name, but he was very gentle and kind to me, so I felt that QOD6 CW operation was not to be afraid.

On 21/Jul, I started QOD 1 again since I found many stations are on QRV on 6 mb. I called HL1LUA with 50 W output, HB9CV facing South-West. He caught me up and QSOed on QOD 1. I felt that QOD 1 CW operation was also not to be afraid and I should QSO every day and brush up my skill. After that I started exercising QOD 1 on 6mb and QOD 6 on 2 mb almost every day. In September, my skill had been enough to QSO with almost all stations, although the speed was still at most 12 WPM to 15 WPM.

In early October, 2012, I started English CW chat with friends, eg. JF1LXO, JF1TTN, JO3HPM, JA4MRL, JL8KUS, and so on. Now I operate with three ways: QOD 6, QOD 1 and English chat.

Now I feel that CW is very interesting since we can tell what we are thinking and know what they are thinking using only dot, dash and space. If you find my signal, please do not hesitate to call me. Let's communicate with CW mode!

Best 73/88.

DE JH1JDI Ms. Saori "MAI" Sasaki



Left: JH1JDI, right: My Thai friend E20ZCD and her daughter E23REY.



My HAM friends in Bangkok, Thailand. All have own callsigns.

REJOIN FEA, TUBO JL8KUS #15033

Hello everybody, I am Tubo JL8KUS #15033. I obtained my call sign in 2004 and CW was my main mode from the beginning. First 4 years, my operation style was so-called "rubber stamp QSO". I enjoyed it. But when I saw operators who I met before again, I could send him only same contents with last QSO and I could not speak new topics. Gradually I avoided to call them and such situation made my activity less enjoyable, and therefore I went QRT.

In summer 2011, when I enjoyed listening BCL, I happened to hear CW on 7 MHz after a long interval since my QRT. Unfortunately I could not copy Morse codes anymore. Since then, I started practicing the listening of Morse codes again. It was only 10 minutes per day, but I kept practicing every day. I was really nervous and my palms began to sweat, the first time I worked CW QSO again.

Although I mainly operated Japanese Morse codes after my comeback, one day when I tried to English conversation using simple and easy English with the international code, I could successfully enjoyed it beyond expectation. In addition, influenced by friends who are practicing English QSO on CW. I am enjoying such QSO now. The picture show me (right) and friend. I hope to meet you on the air.



VK9L DX VACATION, MASUMI JA3AVO #15029

We have a DX Vacation plan to Lord-Howe Island (VK9L).

[SKD] 2013 Jan.10(Tur) Itami → Narita →
11(Fri) Sydney → Lord Howe I.

12(Sat) to 17(Thu) Lord Howe I.

18(Fri) Lord Howe → Sydney

[Freq.& Mode] 80 m – 6 m, CW/SSB/Digital

[Shack] Blue Lagoon lodge

<http://www.nakade.jp/vk9l.htm>

[Member] (Call sign in Lord Howe is pending.)

JA3ARJ/VK9L JA3ARJ /Tatsuo Ohkushi

JA3BZO/VK9L JA3BZO /Takeo Iida

AE6XY/VK9L JA1CJA, JH3LSS /Kunio Miyagawa

JA3HJI/VK9L JA3HJI /Shozo Nishimura

W7AVO/VK9L JA3AVO /Masumi Nakade

W7PBL/VK9L JH3PBL /Hiroko Nakade



[QSL card] Via Home call. Please check the detail about QSL card policy on QRZ.COM

HIKING ANTENNA, NAO JO3HPM #15008

Hiking is my another hobby. A good view from the top of a mountain makes me refresh. When I go to hiking, I often bring an Elecraft K1, a QRP CW transceiver for 40 m, 30 m, 20 m, and 15 m. In this report, I show my antenna system used with my K1.

The design concepts are 1) no loading coil, 2) quick QSY of the 4 bands, and 3) small and lightweight in a backpack. My answer is a full-size 1/4-wave-length bending vertical wire antenna.

I wanted to use a 4.5 m fish rod to support main wire. It becomes only 40 cm when it is in the backpack. Figure 1 show a schematic of the antenna by MMANA, an antenna simulator made by JE3HHT. From the result of the simulation, I learned I only have to change the length of the main wire to change the bands if I use an inductive matching and set an appropriate value. The closeup of the matching coil is shown in Figure 2. The right table lists simulated main wire length of each band. A simulated inductance of the matching coil was 0.54 μ H.

Frequencies (MHz)	Simulated length (m)	Adjusted length (m)
7.03	10.68	10.45
10.12	7.39	7.10
14.05	5.44	4.98
21.05	3.49	3.12

At construction, I made a matching coil first and it had an inductance of 0.6 μ H. I used AWG22 wire for elements and bullet terminals to change wire length easily. I know a lot of radial wires on ground is better. But I prepared only 8 radials, the length of which is 4 m to decrease total weight. When I adjusted the antenna, length of the main wire was adjusted by cut-and-try method from higher band to lower band. The final length of the main wire after adjustment is listed in the above table, too. The SWR became 1.9 for 40 m, 1.4 for 30 m, 1.5 for 15 m, and 1.3 for 15 m, respectively. The weight of the antenna system is 0.6 kg and I could keep total weight including rig and battery below 1.7 kg. Figure 3 shows the overall view of the antenna and Figure 4 shows the closeup of the K1. The blue coil at the rear of the K1 is a matching coil. I hope to meet you from the top of a mountain someday.

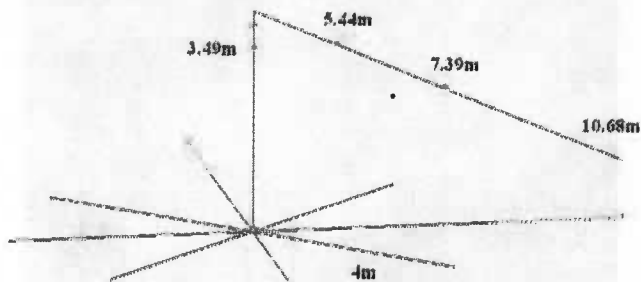


Figure 1

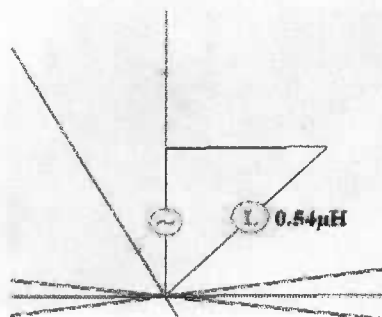


Figure 2



Figure 3





Figure 4


SPECIAL TOPIC: THE TELEGRAPH KEY

MEMBER'S KEY

Ameco, AM-K4, Straight key, It is like J-38 key. I changed a knob. I always use it during my portable operation. (J13SBA)



Mizuho, BK-1s, Straight key. (JA4MRL)



Czech Morse Key, Straight key. (JL3YMV)



STAMPFL, STM-11 ARMY, Straight key, Made in Switzerland. It's introduced on Japanese CQ magazine recently. The contact gap should be fairly narrow. (JE1RZR)



STAMPFL, STM-11 ARMY, Straight key, The CQ ham radio magazine on Dec. 2012 reviewed this key. So this is popular in Japan now. I am attracted to the beautiful colour and design of the key. The keying sound is silent due to the unique contact. Lately, some improved parts were delivered from the maker. It became the keying touch better. I can't enjoy CW without this key. (JF1LXO)



STAMPFL, STM-11 ARMY, Straight key, This is a silent key, so suitable for midnight QSO. The style is beautiful. (JL8KUS)



DENTSU SEIKI, HK-1S, Straight key, See below. (JJ1IZW)



HI-MOUND, HK-1Z, Straight key, I use the Profi and the HK-1Z with my right hand. (JA4MRL)



HI-MOUND, HK-808, Straight key, See below. (JJ1IZW)



HI-MOUND, HK-808, Straight key, The touch is hard and I can send correct codes. The typing sound is loud and better use during daytime. (JL8KUS)




HI-MOUND, HK-702, Straight key. (JO3HPM)



HI-MOUND, HK-704, Straight key. (JK7UST)




HI-MOUND, HK-802, Straight key, This is my first key. The structure of a return spring using a piano wire and a contact using a leaf spring makes me feel good when I pound this key. In addition I like the keying sound from the contact. I will use this key until the day I die. (JF1LXO)




HI-MOUND, HK-802, Straight key, My HK-802 is mostly put in a closet of my parents' house. (JA4MRL)




HI-MOUND, HSK-910, Straight key, Rare key in my collection. Normal knob position is not up side but right side. The key is designed to use as ordinarily straight key. When you want it, you only have to rotate 90 degrees in the counterclockwise direction. (JA2BCQ)




Lennart Petterson, Swedish Key, Straight key. (JK7UST)




JA9BSL, A1CLUB key, Straight key. (JK7UST)




JA1CQJ, Crecent, Straight key. (JR7OEF)



GHD, GT506A, Straight key, See below. (JA2DNA)



GHD, GT506A, Straight key, It is small key. For the hard touch, I spread cushioning below. I only use it several times for one year, Hi. (JH1DBM/JJ0MPI)




GHD, GT599A, Straight key. (JH1JDI)




JRC, CCK-410, Straight key. (JR7OEF)




Vibroplex, Blue Racer, Bug. (JH1JDI)




Vibroplex, Blue Racer Deluxe, Bug, See below. (JG0SXC)




GHD, GN207A/B, Bug, It's very easy to use and sometimes I feel something lacked. You may vary speed smoothly. (JE1RZR)



GHD, GN207A, Bug. (JO3HPM)




GHD, GD107WS, Optical contact bug, The optical sensors is used in place of physical contacts. As a result, unlike normal bug, we can send absolutely perfect dots and dashes. Feeling of manipulation resemble paddle. This is nice for bug key beginners. Lately I had a chance to talk to Mr. Ujiie JA7GHD. He decided to discontinue the production of all bug models, because order of them was only one or less in a year. More is the shame. (JK7UST)




Speed-X, Model 500, Bug, I got this key lately. A lot of this key are sold in an Internet auctions and we can buy them at a low price. The touch of this key is different from one of a Vibroplex bug. I keep practicing to use the bug. But as soon as you hear the codes I produce with the bug, you can find what key I use. It is a typical bug sound. :-). (JF1LXO)




VIZ KEY, The 90 Degree VIZBUG for left-handed unit, Bug, "The VIZBUG weighs in at about 3 pounds. It is 2" wide x 6" long and 2-3/4" high at the top of the screw. The base is 1/2" x 2" x 6" solid brass. Includes complete adjustment instructions." (from VIZ-KEY website) I saw this key when I visited JE1TRV/ATSU's shack. It was very compact but it has very accurate mechanism. After then I ordered the left-handed unit. (JP1BJB)




VIZ KEY, The 90 Degree VIZBUG, Bug, The speed range is wide form QRS to QRQ. Now I'm practicing to use this key. I have a feeling this will be my main key someday. (JL8KUS)





VIZ KEY, Bug & Paddle Combination Key, Single lever paddle & Bug, This is my favorite key, VIZ Bug & Paddle Combination Key. This unique combination key made of a 90 degree bug key and a paddle is produced by K4VIZ. The 90 degree bug key has a really soft touch due to its peculiar structure with a rubber pendulum stopper and that makes it pretty easy to produce exact standard morse codes unlike other bug keys. I connect this combination key to my K3 and bug key is used for normal speed rugchew and paddle for QRQ QSOs. (JF1TTN)





HI-MOUND, MK-702, Dual lever paddle, See below. (7N2XUZ)



Whiterook, MK-33, Single lever paddle, For mobile. Whiterook, MK-44, Dual lever paddle. (JK7UST) (JA3AVO)




Schurr, Profi, Dual lever paddle, I use the Profi and the HK-1Z with my right hand. (JA4MRL) Schurr, Profi2, Dual lever paddle, See below. (JG0SXC)



Begali, Sculpture, Dual lever paddle. (JK7UST)




Begali, Magnetic Traveler Light, Dual lever paddle, For DX-vacation. (JA3AVO)




Begali, Simplex, Dual lever paddle, This is my most favorite key, Begali simplex. Sometimes, people called this Ferrari in the key. I often QRV at 40 m, 30 m, 20 m, 17 m and 15 m band. (JR0QWW)




K8RA, P-2, Dual lever paddle, I am not good at using a paddle, so operation time of the key is still short. The brass is beautiful. (JI3SBA)




Hand made, Dual lever paddle, Bought it at auction. No commercial manufacturer model but self-made one by Japanese ham. Unfortunately I forgot name of him. (JE1RZR)




Palm Radio, Mini-Paddle, Dual lever paddle. (JO3HPM)




Bencher, BY-2, Dual lever paddle, See below. (JA2DNA)




Bencher, BY-2, Dual lever paddle. (JK7UST)




Bencher, BY-2, Dual lever paddle. (JR7OEF)




Bencher, JA-1, Dual lever paddle, My main key. (JA3AVO)




Bencher, JA-1, Dual lever paddle, I use this paddle for longest period than others. Prefer hit with a big gap between contacts. (JE1RZR)




Bencher, JA-1, Dual lever paddle. (JO3HPM)




Bencher, JA-2, Dual lever paddle. (JJ1IZW)



GHD, GM307WS, Dual lever paddle. (JK7UST)




GHD, GM701, Dual lever paddle, I use this key in my car. The touch is hard and easy to use. Two paddles are able to retract into an aluminium case when it is not used. (JL8KUS)




GHD, GN407A, Single lever paddle, Single lever paddle with Rock-Mite20. I use it usually. (JH1DBM/JJ0MPI)




GHD, GN607A, Dual lever paddle, My main key. The touch is hard and easy to use. (JL8KUS)



GHD, GN607A, Dual lever paddle. (JO3HPM)




GHD, GN807KIT, Dual lever paddle, I use this when I practice CW on Skype. The typing sound is a bit loud. (JL8KUS)



GHD, Kizuna 2012, A1CLUB key, Dual lever paddle & Straight key. (JO1ZZZ)




GHD, Kizuna 2012, A1CLUB key, Dual lever paddle & Straight key. (JA3AVO)



GHD, Kizuna 2012, A1CLUB key, Dual lever paddle & Straight key, I use the Kizuna with my left hand. (JA4MRL)



GHD, Kizuna 2012, A1CLUB key, Dual lever paddle & Straight key. (JK7UST)




I'm late to start CW, then a beginner now. I was interested in a key, when I was a child. My uncle was a radio operator for Japanese army. He had ever lived in my house, so his key was left there. But I couldn't use it and I forgot it for long time. After I retired my business, I remembered my dream, then started to be a CWer. First of all I wanted my key, but I had no idea about a key. I visited a ham shop near my house. A shopkeeper recommended me the used key. It's a HI-MOUND MK-702. I've used it since then. It's a single lever key. I didn't know that many people use a double lever key. I wondered if I bought a new model key, but didn't. My tone of the key reaches America and Europe. I love the old fashioned key now.



YOSHI JA2DNA #6038

My main key is a Bencher BY-2 which I bought many years ago. I am satisfied with my Becher key. Sometimes I mistake to use it, but mostly it is due to my age. I often clean the key contacts to prevent a contact failure. To rub contacts with a pencil lead is my cleaning method. Even if the contact have tens of resistance, it is still low against a threshold of electrical keyer.



A mini key beside it is a GHD GT506A. I got it from CQ ham radio magazine when I wrote an article about a construction of Tuna Tin 2, QRPP rig on January 2009 issue. I don't use it for real operation, but use for a demonstration of Morse code.


This year, I celebrate my 50 years ham life since I got a license at the age of 14. Thanks to CW, I can enjoy amateur radio many years.

MAN JG0SX #8934

One of my key collection is Vibroplex "Blue Racer Deluxe" and Schurr "Profi2". Since I got a ham ticket about 20 years ago I had mostly been using electric keyers to get on CW. At first I owned the keyer made by Katsumi. A few years later a new rig, TS-850S came to my shack and then I got a new paddle, Bencher "JA2" at the same time. In 2003 I wanted a more classy one and bought a Profi2. This is still my favorite paddle and very stable and easy to send morse code.


On the other hand, these few years I have been interested in manual keys such as straight keys and bug keys. At last a new bug key joined my key collection before the end of last year. That is Blue Racer Deluxe.

I mainly use the bug key these days. I like the rhythm the bug key makes very much. Thank you.



NOT TWO SWORDS BUT TWO KEYS, MASA JJ1IZW #15026

I always set up my two straight keys like the picture. The left side key is HI-MOUND HK-808 and right one is Dentsu seiki HK-1S. The HK-1S is the forerunner of well-known HK-1Z and is very rare. I set the HK-808 for QRQ and the HK-1S for QRS. I believe my two keys style is reasonable to deal with speed change depending on callers, and as a result it is useful for long time operation or contest.



SUMMARY OF FEA NET IN 2012, NAO JO3HPM #15008

I would like to thank members who joined FEA net in 2012. And my thanks go as well to the net controller, Man JG0SXC, Leo JJ8KGZ, Sugi JK7UST and Manabu JE1RZR. The following table shows some statistics in 2012. This year, Atsu JE1TRV participated most for both part of the net. I appreciate Atsu's continuous efforts for FEA net. Congratulations!

	Part 1 (7 / 14 MHz)	Part 2 (14 MHz)
Total number of nets	52	50
Average participants per net (including controllers)	5.8	3.6
Number of actual participants (including controllers)	28	30
The day with most participants	10 stations (Jan 7, Feb 11, Oct 20, Dec 30)	7 stations (Jan 22, Feb 26, Mar 4, Oct 14)
Number of nets with no participants	2	7
The persons who participated most (excluding controllers)	JE1TRV (34 times)	JE1TRV (25 times)
The day with most countries	JA only	Jan 8, Feb 19, Mar 4, Apr 8, Sep 9 4 countries
Countries	JA only	9V, BY, DJ, DU, F, JA, VK, W, ZL

Next table shows participants list excluding controllers.

	Part1+Part2	Part1	Part2		Part1+Part2	Part1	Part2
JE1TRV	59	34	25	JG1BGT	2	2	0
JO3HPM&JL3YMV	40	30	10	JL8KUS	2	2	0
JK7UST&JE7YTQ	39	28	11	JR0QWW	2	2	0
JE1RZR	39	20	19	9V1VV	2	0	2
JP1BJB	32	32	0	DU3/W5LFA	2	0	2
ZL2AOH&ZL6FF	20	0	20	JA1BCQ	2	0	2
JR0DIL	17	17	0	JL1IRB	2	0	2
J13UVB	15	15	0	VK4EI	2	0	2
JA4MRL	12	12	0	VK5GX	2	0	2
VK4TJ&VK2FDU	12	0	12	JA2SXC	1	1	0
JF3KNW	11	9	2	JJ1IZW	1	1	0
JG0SXC	10	8	2	JK1TCV	1	1	0
JJ1TTG	6	4	2	JR7OEF	1	1	0
JM6FMW	6	4	2	7J1ABD/1	1	0	1
JF1TTN	6	2	4	BX2ABT	1	0	1
JF1LXO	5	5	0	DJ7AK	1	0	1
JQ2SFZ	5	5	0	F6HKA	1	0	1
JL1IRB&JJ0RBX	4	4	0	JG3TSX	1	0	1
JQ1BWT	4	4	0	LZ1AF/VK4	1	0	1
JA1NUT	2	2	0	VK4PN	1	0	1
JA3UMK	2	2	0	VK7AD	1	0	1
JA4IJJ	2	2	0	WL7WH	1	0	1

The net result page (http://www.feacw.net/qrv/FEA_Net_Result.html) contains all record since first net on 2004 December 20. We always welcome you, even if you are not an FEA member. See you at the FEA net!

FEA CW NET RESULTS: NO. 407 TO 419, NAO, JO3HPM #15008

No.	Date (Y/M/D)	Time (UTC)	Freq. (MHz)	Controller	Participants
419-2	2012/12/29	0800-0815	14.054	JO3HPM	JE1RZR
419-1	2012/12/29	2300-0018	7.0265	JG0SXC	JO3HPM, JM6FMW, JE1TRV, JE1RZR, JF3KNW, JL8KUS, JK7UST, JR0DIL, JA4MRL
418-2	2012/12/23	0800-0815	14.0548	JO3HPM	none
418-1	2012/12/22	2300-0011	7.026	JO3HPM	JE1TRV, JK7UST, JG0SXC, JQ1BWT
417-2	2012/12/16	0800-0815	14.054	JO3HPM	JE1RZR/3
417-1	2012/12/15	2300-0005	7.026	JG0SXC	JO3HPM, JP1BJB, JE1RZR/3, JF1LXO, JA4HJ, JJ1TTG/6, JK7UST
416-2	2012/12/9	0800-0815	14.054	JO3HPM	none
416-1	2012/12/9	0000-0020	14.054	JJ8KGZ	JO3HPM, JK7UST
415-2	2012/12/2	0800-0822	14.054	JE7YTQ	JO3HPM, JE1RZR/3
415-1	2012/12/1	2300-0004	7.026	JG0SXC	JP1BJB, JE1TRV, JF1LXO, JA2SXC, JK7UST, JA4MRL
414-2	2012/11/25	0800-0815	18.084, 10.117	JO3HPM	none
414-1	2012/11/25	0000-0103	14.066	JJ8KGZ	JF1LXO, JP1BJB/M, JE1TRV, JE1RZR
413-2	2012/11/18	0800-0815	14.054	JO3HPM	JE1RZR/3
413-1	2012/11/17	2300-0002	7.026	JG0SXC	JF1LXO, JR7OEF, JP1BJB/M, JR0DIL, JJ0RBX, JG1BGT/1, JF3KNW, JA4HJ
412-2	2012/11/11	0800-0821	14.054	JO3HPM	JE1RZR/3, JK7UST, JE1TRV
412-1	2012/11/11	0000-0127	14.042	JJ8KGZ	JE1RZR/3, JF3KNW, JE1TRV, JK7UST, JJ1IZW, JO3HPM, JP1BJB/1, JJ1TTG/6
411-2	2012/11/4	0800-0815	14.054	JE7YTQ	JO3HPM
4011-1	2012/11/3	2300-0004	7.026	JG0SXC	JO3HPM, JF1LXO, JE1RZR/3, JP1BJB, JR0DIL, JA4MRL
410-2	2012/10/28	0800-0825	14.054	JO3HPM	JR0QWW
410-1	2012/10/27	2300-0003	7.002	JG0SXC	JK7UST, JE1RZR/3, JP1BJB, JO3HPM, JE1TRV
409-2	2012/10/21	0800-0832	14.054	JO3HPM	JE1RZR, JK7UST, JE1TRV
409-1	2012/10/20	2300-0013	7.026	JG0SXC	JR0DIL, JP1BJB, JK7UST, JE1RZR/3, JO3HPM, JA4MRL, JK1TCV, JL8KUS/8, JF3KNW
408-2	2012/10/14	0800-0905	14.054	JE1RZR	JO3HPM, JE1TRV, JM6FMW, JK7UST, JL1IRB, ZL2AOH
408-1	2012/10/13	2300-2340	14.054	JJ8KGZ	JK7UST, JJ1TTG/6, JA4MRL
407-2	2012/10/7	0800-0850	14.044	JE7YTQ	JO3HPM, JE1TRV, LZ1AF/VK4
407-1	2012/10/6	2300-0011	7.001	JO3HPM	JE1TRV

FINALE


Naomi Uemura was a Japanese explorer/climber. One of the famous record was that he was the first man to reach the North Pole solo in 1978. During his adventures, he carried transceivers of commercial radio or amateur radio. His callsign was JG1QFW. I don't know well what radio system he carried, but I guess these were large and heavy. In addition, I think he used only phone mode. If he mastered Morse codes and brought a K1 with a lightweight long wire antenna, what did he transmit?

By the way, some new members joined FEA dreaming to meet worldwide members. But it is often difficult to have QSOs with the members due to recent poor propagation condition. So I would like to ask all the other chapter's members to turn antennas toward East Asia once in a while.

Let us hope for happiness in our lives and our families, and on the air too, in 2013. 73/88 and stay sober de Nao.

FISTS CW Club
PO Box 47, Hadley MI 48440

NON-PROFIT
U.S. POSTAGE
PAID
PERMIT 762
MICHIGAN WEB PRESS
ROYAL OAK, MI 484068



"When You've Worked a FIST, You've Worked a Friend"