

The KeyNote

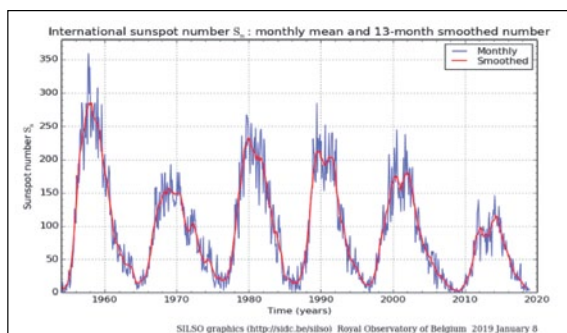


Newsletter of the Americas Chapter, FISTS CW Club—The International Morse Preservation Society
Issue #1, 2019

In This Issue



Coming Full Circle, Pg. 3



CW Testing Stopped 12 Years Ago—So How's It Going?
Pg. 12

Remembering Nancy, WZ8C
Pg. 19



Table of Contents

Information Page.....	2
From the Editor, Coming Full Circle.....	3
Americas Chapter, President's Message.....	4
Welcome New FISTS Members.....	5
FISTS Awards.....	7
How I Became a Ham.....	7
It All Started with a 1N34 Diode.....	8
My First Keys.....	10
CW Testing Stopped 12 Years Ago—So How's It Going?.....	12
A Lesson in Ragchewing.....	16
Happenings on the FISTS Storefront.....	17
FISTS QSL Cards.....	18
Q Signals.....	18
Miscellaneous.....	19
Sprint Information.....	20
FISTS Sprint Entry Form.....	21
To Join or Renew Your FISTS Membership.....	22
FISTS CW Club Membership Application/Renewal.....	23

"When you've worked a FISTS, you've worked a friend."

INFORMATION PAGE

When you have a question about FISTS, go to the source for the correct answer. Posting a question on a chat room or e-mail reflector may yield the answer, but your best bet is to ask a FISTS volunteer or look in the reference issue. Several volunteer contacts and/or e-mail addresses have changed from the last reference issue of *The Key-Note*. Please make note of the following listings.

When e-mailing a volunteer please put FISTS in the title of your e-mail. This will help the volunteer recognize that your e-mail is important and not spam.

Awards and Certificates

Dennis Franklin, K6DF, awards@fistsna.org
4658 Capitan Dr., Fremont, CA 94536-5448

Club Call, KNØWCW

Cody Codianni, KC2LSD, kc2lsd@fistsna.org
413 Martin Court, Leonardo, NJ 07737-1317

Membership Questions; Renewals; Call Changes; Name, Mailing, and E-mail Address Changes

Dennis Franklin, K6DF, membership@fistsna.org
4658 Capitan Dr., Fremont, CA 94536-5448

FISTS Store Manager

Will Dix, KF4IZE, fistsstore@fistsna.org
2028 Merrimac Dr., Fayetteville, NC 28304-2619

Website Changes (including getting your personal or club web page linked)

Dennis Franklin, K6DF, webmaster@fistsna.org
4658 Capitan Dr., Fremont, CA 94536-5448

Club Presentation Packets

Joe Spencer, KK5NA, kk5na@kk5na.com
3618 Montridge Ct., Arlington, TX 76016-4821

Code Buddy Volunteers and Buddies

<http://www.fistsna.org/codebuddy.html>

FISTS Sprints

Cody Codianni, KC2LSD, kc2lsd@fistsna.org
413 Martin Court, Leonardo, NJ 07737-1317

Get Your Feet Wet Activity Day/G3ZQS Memorial Straight Key Contest

Karl Zuk, N2KZ, feetwetlogs@fistsna.org,
g3zqslogs@fistsna.org
15 Flintlock Ridge Rd., Katonah, NY 10536-2510

The KeyNote Newsletter

Bryan Bergeron, NU1N, keynote@fistsna.org

The KeyNote

The Newsletter of the Americas Chapter of FISTS

Issue #1, 2019

Copyright © 2019, FISTS CW Club



Send articles to:

keynote@fistsna.org

Design: Mary Cronin

www.marycronindesign.com

From the Editor

Coming Full Circle

by Bryan Bergeron, NU1N

Although unintentional, my progression in Amateur Radio has always been reflected by the key or keyer on my desk. For example, as a Novice of 11 in rural Louisiana, I used a \$5 straight key from Tandy and 60W tube-type transmitter from HeathKit. I addressed the horrendous key-clicks and associated RFI with an R-C key-click filter. As a General, I bought my first Vibroplex Bug—one with a powder-coated black base and chrome trimmings, and built my first transceiver, a HeathKit SB-102. I celebrated my Advanced ticket with a self-contained iambic keyer from TenTec. Back then, my progress was limited by how much money I could make working part time. Today, of course, the limiting factor is time.

With my Extra ticket, at 13, I built a solid state keyboard with discrete analog ICs. With this technology, I could send CW as fast as I could type. Unfortunately, the keys went into the bottom drawer. At least I continued to copy CW the old fashioned way, never relying on an automatic reader. Computers were in vogue, and my amateur activities focused on digital communications using light and radio waves.

Then things got a little crazy. College. Med school. Work. Kids. Urban living. My collection of huge tube-type rigs, full-sized beams, and keys went to friends and family. After a decade or so, I managed to make room and time for a small ICOM transceiver and a gorgeous, miniature straight key from Schurr. The German key reflected the lack of space in my condo as much as it did my increased appreciation for quality over quantity.

For the next decade, that key was primarily a paperweight. I'd use it with a miniature audio

oscillator a few minutes a day, just to tinker. My focus remained on computers for my technology fix.

Then about a year ago, I was reminiscing old times with a friend, and reflected on those days with the Tandy keyer. Nothing fancy, but my most memorable times on the air. So I picked up a transceiver kit from Elecraft, a straight key and paddle from Morse Express, and a pocket-sized tone generator. I didn't even bother purchasing a microphone. And you know what? I couldn't be happier with my hobby. I'm 100% CW and about 95% straight key. My current goal is to work up from my current 16 WPM solid transmit/receive to the 35 WPM listed on my W1AW certificate from 40 years ago.

I'm also happy to share my enthusiasm for CW as the new editor of *The KeyNote*. In that role, I encourage you to submit your story for publication. After all, *The KeyNote*, like a good QSO, is about establishing 2-way communications. I'm sure your story will resonate with and energize others to perpetuate the art.

What's your story?



My current rig.

Americas Chapter, President's Message

By Joe Falcone, N8TI

FISTS ARE BACK! Yes, there definitely has been an increase in FISTS activity on the bands. Oh, it is nowhere near what it was "back in the day," but there has been a noticeable increase in activity on the FISTS Frequencies. I think we are on our way again.

One of the reasons for this increase in activity may be because there are over 200 new members who signed up for FISTS, North America, in the last few months. What this means to the current members is that there are now 200 new people who want to hear from us. They are probably listening on the FISTS Frequencies, just waiting to answer your "CQ."

Just the other day, I happened to be home because of a snowstorm and I called out on 14.058. My CQ was returned by a fellow FISTS in France. Then, later on that day, the same frequency yielded a FISTS member from the Republic of Texas, another DXCC entity (or so the Texans think, I am sure). The point is that you cannot make QSO's with FISTS if you are not out there giving a call on the FISTS frequencies or listening on the FISTS frequencies. If enough of us call CQ on our frequencies, we are bound to bump into each other.

Why is it so important that we get active on our frequencies? The most important reason is that all FISTS are lovers of CW and will enjoy a good ragchew with you. Why have all your beautiful keys just sit around and collect dust when you can contact a fellow FISTS and get a good half hour straight of CW under your belt?

Another reason to get on the FISTS Frequencies is that in order to keep CW alive, we have

to use it. I am sure that many of the newcomers to CW will join FISTS and want to gain experience and practice CW by having QSO's with their fellow FISTS on our frequencies. We should all go out of our way to help the few newcomers to CW by actually having QSO's with them. We can make them welcome to the bands. If we hear a slow "CQ" we should all jump to answer it and work the operator through those initial stressful contacts.

In the end, when you get on radio and decide to listen or call CQ, why not tune to the FISTS Frequencies? FISTS members are out there. When you get into a QSO, ask the operator on the other side if he or she is a FISTS member. If they are a FISTS member, exchange numbers. If not, invite them to join, (free), on our website. Once again, each time you sit down for a radio session, give a call on the FISTS Frequencies. You might be moments away from a good, old fashioned, CW ragchew with a fellow FISTS.

Note

Old issues of the *KeyNote* newsletters were generously donated to the club by Paul Carreiro, N6EV #1470, and are being made available in PDF format for downloading from the Newsletter web page at <https://fistsna.org>.

WELCOME NEW FISTS AMERICAS CHAPTER MEMBERS

Call	FISTS#	First Name	S/P/C	Call	FISTS#	First Name	S/P/C
WN4T	18927	GLENN	FL	WA7RCT	18967	CLEON	UT
KO6ZC	18928	STEVE	CA	KC1KCV	18968	STEPHEN	ME
NG3P	18929	GWEN	PA	WB2BNB	18969	GEORGE	NJ
W1HGY	18930	TED	MA	KF7WJY	18970	TIM	NV
VE3VTG	18931	ENZO	ON	WB0UWE	18971	STEPHEN	CO
N7TMS	18932	TODD	ID	W5HWZ	18972	BILL	CO
ND4K	18933	DAVID	GA	W0DCX	18973	DAVID	MO
K3SEW	18934	RON	PA	W1AGE	18974	CARL	MA
KN4QEH	18935	CHARLES	AL	N0TLW	18975	TOM	IA
KV6DC	18936	TONY	CA	AB7RU	18976	MICHAEL	WA
K4WDB	18937	WES	GA	K9ZW	18977	STEVE	WI
W4EMM	18938	EDWARD	FL	KB2DJJ	18978	IRA	NY
AB8TI	18939	SCOTTIE	OH	VE3WDM	18979	MIKE	ON
KN4GSL	18940	NORMAN	FL	N4BC	18980	RICHARD	VA
N2ELI	18941	ELI	NY	AA9KG	18981	BRIAN	TX
KI5CDC	18942	BOB	TX	KH7LM	18982	BEVERLIN	HI
K5KHK	18943	KARL	NY	N8GMM	18983	GORDON	MI
KA3LXM	18944	JIM	MD	W2IIT	18984	BILL	NY
AA5CF	18945	KEN	TX	WA5RAF	18985	JERRY	MS
KO4YB	18946	BRYAN	AL	KN4IXU	18986	ROBERT	NC
N3EDO	18947	BILL	DE	VA4PM	18987	PIERRE	ON
KD2IYI	18948	MICHAEL	NY	K2PHD	18988	JIM	NJ
KK4LYQ	18949	BILL	FL	W4OM	18989	BILL	GA
KN4PRB	18950	JUSTIN	FL	KB3JC	18990	STEVE	PA
K6ZLU	18951	ROBERT	CA	N5EKO	18991	JERRY	TX
KA9KOJ	18952	DAVID	IN	KE8HUM	18992	THOMAS	MI
N2NDF	18953	BILL	NY	N2DOE	18993	ANTHONY	NJ
W5EGT	18954	WAYNE	OK	K2NEL	18994	SEAN	NY
N3GE	18955	ROGER	PA	VE3EDX	18995	MIKE	ON
KC3CEY	18956	WALTER	PA	WA8LUC	18996	JERRY	OH
N1SMB	18957	AL	CO	NY4ZZ	18997	GRAHAM	NC
N3BXZ	18958	ALFRED	MD	N7GVF	18998	ALVEN	AZ
KF7IIG	18959	BRENT	UT	KK5RX	18999	RICK	GA
NN4E	18960	DAVID	TN	KG5VXA	19050	BRADLEY	OK
W8MLL	18961	MARVIN	OH	VE3DFI	19051	RON	ON
WZ9Q	18962	JAMES	IL	KN4PMF	19052	STEVE	GA
KW0KW	18963	KEVIN	MO	KC4LRR	19053	ROBERT	TN
N4KEZ	18964	PHIL	MD	AE4Y	19054	KENT	GA
K6DS	18965	DENNIS	CA	WA0LIF	19055	RICHARD	MN
W4MDV	18966	MICHAEL	AL				

(continued on page 6)

New Members (continued)

Call	FISTS#	First Name	S/P/C	Call	FISTS#	First Name	S/P/C
KD4MSR	19056	SCOTT	GA	W5HRH	19094	RUDY	TX
W6DIZ	19057	PAUL	CA	KP4AMU	19095	HECTOR	PR
W6ZDR	19058	AUDIE	CA	KE0PRQ	19096	JERRY	CO
AB7LG	19059	BILL	CA	ZF1DM	19097	DANNY	
KA4WYC	19060	JEFF	SC	KC4S	19098	RICKEY	KY
W4EDN	19061	BILL	NC	KF4O	19099	RANDY	NC
K4CS	19062	WILLIAM	TN	WN4BIY	19100	LIN	NC
W7IGC	19063	ERIC	MD	AA2R	19101	PATRICK	NY
W0DAS	19064	DAVE	CO	KN4QDE	19102	TRAVIS	KY
KJ4POM	19065	MIKE	FL	W0LRF	19103	LAWRENCE	CO
KG5CMS	19066	DON	TX	AC8KJ	19104	GEORGE	OH
KC3KBE	19067	JONATHAN	MD	K5YNC	19105	SUSAN	TX
W8XAL	19068	DAVE	CO	W7YC	19106	RICHARD	TX
WE3Q	19069	SCOTT	MD	KP4MD	19107	CAROL	CA
WA9MNF	19070	ED	IL	KE1RR	19108	SCOTT	TX
NU1N	19071	BRYAN	MA	AA4IB	19109	IRA	FL
AD0UI	19072	NEAL	MN	KD0CIV	19110	DOLORES	MO
N7HHS	19073	BILL	WY	K7FLY	19111	REED	CO
WI4T	19074	GREG	MO	N1NQ	19112	JOSE	NY
KG7WZT	19075	MONTI	WA	WD5CAY	19113	LEONARD	TX
KD9FEK	19076	JAMES	IN	P41S	19114	SAFDAR	FL
KS2A	19077	STEVE	NY	N4SAX	19115	RANDY	FL
W0MQY	19078	JOE	KS	WH6AJM	19116	JACK	HI
N9GSU	19079	RICK	IN	K7RY	19117	WILLIAM	OR
W2YNT	19080	VINCENT	WI	W8YKG	19118	JIM	KY
N9DBJ	19081	BRUCE	IN	KC1FFN	19119	JERRY	CT
KD2SAM	19082	DAVE	NJ	AD4HX	19120	JOHN	GA
KG4VDY	19083	EDWARD	VA	W7AMF	19121	LEVI	GA
VE3HDA	19084	TONY	ON	KB8ZPZ	19123	JOHN	WV
KC7FSE	19085	JOE	ID	W4LAS	19124	LOYAL	FL
WB0SSC	19086	DANIEL	SD				
KD0ZTF	19087	JUDITH	SD				
KB1PJ	19088	DAVID	NH				
KM6WYH	19089	TIM	CA				
VE3NLW	19090	LARRY	ON				
NJ1T	19091	DOUGLAS	MA				
WB2CRI	19092	DAVID	NY				
VE3ORK	19093	BOB	ON				

FISTS AWARDS

By Dennis Franklin, K6DF

Congratulations to all who earned operating awards in November 2018 to January 2019.

FISTS award certificates are sent out to all current club members free of charge, so get on the air and start making contacts. The easiest way to track your FISTS award QSOs, is to use “Log Converter”, the “FREE” FISTS awards tracking and logging program. The author of Log Converter, Graham G3ZOD, is constantly making updates and improvements to the program. This program will track your FISTS awards automatically and allow you to send in your award logs to the FISTS Awards Manager at the click of a button! You can also use this program for general logging as well. The best thing about it is . . . it’s FREE! Log Converter is available for download on the FISTS web site. Look for the download link on the Americas Chapter main web page just below the “Welcome New Members” list.

Be sure to check the Americas Chapter web pages for up to date awards information and how to apply for them: <http://www.fistsna.org/awards.html>

If you have any award questions or suggestions, please feel free to e-mail me at: awards@fistsna.org

I wish you good DX during 2019.

73, Dennis K6DF ____ (30)

FISTS AWARDS ISSUED: Nov. 1, 2018 - Jan. 31, 2019

Century Award: PA0VLD, IK2WAD, 9H1PI, ON4VT

Silver Award: MW0BGL

Diamond Award: NP3K, I5ECW

Spectrum Award: I5ECW (40), MW0BGL (80)

Spectrum 20M Sticker: I5ECW

RCC 80M Sticker: G0ILN, G4LHI

Perpetual Prefix Award: K6DF, I5ECW, MI0WVB, ON4VT

Prefix 50 Sticker: I5ECW, ON4VT

Prefix 100 & 150 Stickers: ON4VT

Millionaire Award: NP3K, ON4VT

2 Million Award: NP3K, I5ECW

3, 4, 5 & 6 Million Award: I5ECW

12 Million Award: WA6OEF

18 Million Award: OK1KW

How I Became a Ham.

By Richard Brownlee, KA9IVY

It all began one day when I discovered that the old Hallicrafters Radio my father had purchased at the end of WWII had some strange bands on it. When I tuned into those bands, I could hear foreign stations, such as Radio Moscow, and other national radio broadcasts. Broadcasters primarily spoke in strange languages, but had occasional programs in English. And, I could hear some interesting conversations on the air, but I did not know their source.

At the time, I lived in New Iberia, LA. On June 27, 1957 hurricane Audrey came roaring into our area, destroying the city of Cameron and leaving us without outside contact for three days. When life began to return to normal, the *Daily Iberian* published an article about an Amateur Radio Operator who was released by his company for three weeks to run traffic. I don’t remember his name, but I do remember him saying that when he first was learning Morse Code to get his

(continued on page 8)

How I Became a Ham (continued)

license, even the crickets sounded like they were sending code!

That's was when I decided I wanted to be a Ham. I was a junior in High school and I did not know any hams. So I went to the library and found the ARRL Handbook, and started reading. I read and reread the chapter on electrical theory, in fact I almost memorized it. However, because I could not make any connections between that article and a license, I put my interest aside.

In 1981 my 11-year-old son, Mike, wanted to know how to talk on a radio to his friend down the street in Chicago. I told him he needed a license, but he could write to the FCC to see if there was some other option. So he did! And the FCC wrote a reply confirming my understanding.

Mike's question rekindled my interest in Amateur Radio so I wrote the ARRL asking if there was a club in our area that could help us. Their response suggested I talk to the Ten Meter Club in Skokie, IL. I called the contact person, and he said the club was no longer active, but that the Big Mac club in Chicago, near where I lived was starting a novice class.

I told Mike that I would provide transportation to he and two of his friends to the classes, if he was interested. So, the four of us went through the class. Three of us, my son, Mike—KA9IVZ (now W7IX), his friend Jason (KA9IWB) and I took the novice exam and passed it.

A member of the club gave me a Heathkit DX 35, with no crystals. Eventually I purchased a VFO for it, and a Hammerlund HQ 110 (with no BFO). I well remember nights listening on the HQ 110 on 40 meters. I received 4 to 5 signals at once (no BFO) and it would take me 15 to 20 minutes to focus on just one signal. I would stay on that signal and that tone for the rest of the

evening, and I can remember even now some of the conversations I had at 5 wpm. There was the ham in Austin, who talked with me for 30 minutes, and then talked to me again later in the evening. A few days latter, he sent me a two page letter! And there was the response to my CQ from an Australian ham. The signal was faint, so in my excitement I turned up the volume and distorted his signal, and I could not copy him. By the time I realized my mistake, the opportunity was gone!

Ah, the magic of Amateur Radio!

It All Started with a 1N34 Diode

By Rich Levenson, W2FKN

I grew up in Newton Center, MA with an old table-top Philco radio painted blue and a larger floor model (also a Philco) in our living room. The floor model had a detailed shortwave dial with various countries listed corresponding to the various push buttons when the band was changed. I was able to get some reception with it and could receive WWV when it gave Eastern Standard Time—gads, that was a long time ago!

My father, an old-fashioned doctor, was always puttering around with some scientific project to my never-ending delight. I already had a tremendous interest in science as well as electronics at this time. He happened to purchase a 1N34 diode along with several resistors. He showed me the article he had found in a paper that described a very primitive yet functional radio. This required us to connect a resistor (we used a 47K) in parallel with the diode. A ground wire was connected to one end, an outdoor antenna to the other, and a pair of ear phones

(continued on page 9)

It All Started (continued)

(used alligator clips) on either side. Wow, a local Boston radio station, WHDH, came booming in through the phones when this connection was completed. I subsequently built a one-tube AM radio on a bread board that was able to pick up a variety of radio stations including WLS in Chicago.

In the summer of 1955 I borrowed a Zenith Transoceanic radio from a friend who lived one block away from our home in Nantasket Beach (Hull, MA). This triggered my passion for SWL as well as the desire to become a ham. My cousin, Norman Ash W1HOL (SK) invited me to spend the day at his home in Newton Center to see his shack and discuss my interest in becoming a ham. Needless to say, I was overwhelmed with his set up that included a 75A4, home-brew 1 kw rig, electronic keyer, Telrex beam, dipoles, etc. Norman was an amazing CW operator and helped me learn the code, basic radio theory, etc. I knew I liked CW right away. He could work anything from his shack and I wanted to be able to do the same.

He sold me an Army BC-348-N that was in mint condition and fully wired for 110 VAC operation. I was in radio heaven and began to listen to everything including CW on 80 and 40 meters. I began to study for my Novice exam with the license manual, ARRL 1956 Handbook (still have it!), etc. I took my exam from Norman and received my ticket on Halloween day in 1956 as KN1AFA. I put up a pretty good dipole and was able to hear quite well from my home. I purchased a Heathkit AT-1 as my first rig along with a number of crystals and had many a contact on 40 meters. My CW speed really began to increase to the point that I obtained a code proficiency award from ARRL for 25 wpm at age 16. I added

a 30-wpm endorsement sticker the following summer. I cannot write that fast anymore!

The year 1957 became very significant for me with many reasons, all based on CW. Sunspots were the highest ever, 10 meters was beyond amazing, and DX was excellent on all bands. I acquired a Hallicrafters S-85 that provided more frequencies than my BC-348-N. One late fall morning (1957) I picked up some strange message on CW that was clearly coming from a foreign ship (may have been Russian—I'll never know). I could tell something wasn't right and so I called the Coast Guard in Boston. I identified myself, gave my age, call letters, location, etc. and told them what I had been hearing. They were completely shocked by my call, but confirmed this to be true and were surprised that a 16-year old kid was able to copy all this—probably 25 wpm. I was told point-blank to forget about what I had heard and never discuss this anyone—ever! I was very frightened but adhered to what was said. This was 62 years ago! I kept no records and clearly forgot about 99% of what had transpired—whew!

The year 1957 was also termed the International Geophysical Year. While tuning around on 10 meters CW with my S-85 I picked up a message at about 20 wpm from DM3IGY. It kept repeating the text, address, and asked for confirmation of their reception that would be awarded with a QSL card! I still have the card in my collection. It is completely in German but provides information on their set-up, IGY, and other facts. Never know what you'll hear.

My station has evolved over the years, but my passion for CW is as great as ever. I'm limited with respect to antennas since I live in an adult HOA community of single-family homes.

(continued on page 10)

It All Started (continued)

I have however, put up a clandestine vertical, wired up my gutter and drain-pipe system, and have a discone in my walk-in attic storage area. The rigs are an Expert Electronics MB1 (2-160 meters), a Yaesu FTDX 5000MP Limited, and an ICOM R9500 receiver. No amplifier, but manage to work some DX, and have a lot of fun on CW (99.9% of the time). Willing and do take the time to work stations from 5 to 30 wpm.

My other passion is aircraft monitoring on a local to world-wide basis (check out my QRZ page for pics). I take this very seriously and have heard things I could never share with anyone. I am a consummate listener and love SWL, etc.

Best to everyone and 73, Rich.

My First Keys

By Dennis Franklin, K6DF

I met my long time buddy Steve during my first year in high school. We had many adventures together, most of which involved riding bicycles. We both had 26-inch, 3-speed bicycles as our usual means of transportation. We went everywhere on those bikes.

It was during the summer of 1960 in Oakland, California when Steve and I decided to go on a long bicycle ride. But where should we go? I remembered a recent trip my father and I made to the airport to visit a friend of his who was a flight engineer for TWA on Lockheed Constellations. On our way home, we stopped at an Army/Navy Surplus store at the airport. It was a Quonset hut building filled with all kinds of WWII military items. If I remember correctly, the name of this store was Robert's Surplus. This would be a perfect destination for a ride and we could take time to explore all the treasures it contained.

This was a very long ride for a couple of youngsters, but bear in mind this was a time when parents did not worry as much about children being out and about in the community. Steve and I set out early for the airport on a warm summer day. It was mostly flat terrain so it was not difficult to keep up a good pace. We stopped at the railroad crossing on High Street to rest and watch a Southern Pacific switcher move some boxcars. Trains were another of my many interests.

After riding through residential areas of Alameda, we arrived at Robert's Surplus shortly before noon. It was great fun searching through all of the old military stuff. Old uniforms, patches, boots, canteens, mess kits, gas masks, and many other items, some of which I could not identify, were there to look at and explore. At one point I came across a few heavy cardboard barrels filled with small boxes. The sign on the barrels said 50 cents each. Hummmm, now this was something more in my price range. I picked up one box and read the label, "Key, Telegraph."

None of the boxes were opened so I asked the person at the cash register if I could open one to see what it looked like. He said if I opened it I would have to buy it. For 50 cents, I decided to take a chance and open it. It was a "neat" looking telegraph key with "J-38" in white letters on the base. I decided to open another box from a different barrel and it was a "J-45" with some sort of a clamp device to hold it on your leg. Now this was really cool stuff! The J-45 keys were priced at one dollar each, which I thought was a bit much.

One more barrel had a different key, which was also priced at one dollar each. This was another key for your leg, much different than the J-45, and was made by Brelco. I figured that I could afford three keys for \$2.50, although I wanted to buy more so I could give one of each

(continued on page 11)

My First Keys (continued)

to my dad. All I had with me was \$5.00 and if I bought two of each key, I would not have any money left to buy a package of cupcakes and a soda on the way home.

The man at the register overheard Steve and I talking about not having enough money to get something to eat and drink later in the day. He told me they were having a sale on some items and the keys were half price today. So, I bought two each of the leg keys and six of the J-38s for \$3.50! Now this presented another problem. Where was I going to carry all of these keys?

Neither of us had any place on the bicycles to carry anything. The only way I could get all of these home was to put them inside my T-shirt! It was a long and sweaty ride home, but I did get a couple of cupcakes and a soda.

Steve decided to buy a gas mask, as he wanted to wear it on the way home to look scary. This only lasted for less than a quarter of a mile, as he found out it was too hot to wear while peddling a bicycle. Some years later Steve was the best man at my wedding. He didn't wear the gas mask.

My mother was not very happy with me for spending my "chores money" on such ridiculous items as dirty old telegraph keys. I decided not to tell her about the cupcakes and soda as it might only make things worse. Dad was happy when I gave him one each of the leg keys and two of the J-38's. He never got rid of them and I got them back, along with many fond memories of that day, when he became a silent key in 2001.

It was not until many years later that I found out something very interesting about those J-38's. All of them were made by Lionel Trains. I now wish I had bought more of them.

We need articles and reviews for *The KeyNote!*

NOTE: Image files need to be high resolution
JPGs or 300 dpi TIF files at least 5" wide.

Send your Word or text files to
keynote@fistsna.org

You Have a Story to Tell!

How did you get into ham radios? When did you learn Morse Code and how? What was an interesting event that you experienced using Morse Code? Do you have some unusual equipment you want to tell members about?

We want to hear your story, but if you are a shy author, you may find an article written by Dale Halloway, K4EQ, in a previous issue can help you put that story together. The link to that article can be found on our web site Home page <https://www.fistsna.org> under "Old KeyNotes."

Don't be shy. Tell us your story!

CW Testing Stopped 12 Years Ago —So, How's It Going?

By Randall Noon, KCOCCR

On December 15, 2006 the FCC. announced that Morse Code testing would no longer be required to obtain an Amateur Radio operator's license in the United States. Since the beginning of Amateur Radio licensing, a test of a person's ability to use Morse Code had always been part of the licensing process. This was a significant change. Following that announcement, the last required Morse Code tests were administered during the 30-day period while the old testing requirements were still in effect.

Following the announcement, in late December 2006 and in the first half of January 2007 some new license candidates and some No-Code Technician license holders hurried to testing sessions around the country. Why? Because they wanted to have bragging rights that they were part of the last group of hams to have passed an official Morse Code FCC. required test.

Lots of predictions were made in ham radio magazines, in ham newsletters, and in QSOs concerning what would result from the change. Some prognosticators augured that ham radio was dying anyway due to the rise of computers and cellular telephones. It was your grandpa's technology, some said. Ditching the Morse Code requirement was just a symptom of its decline, some said. Without the Morse Code test requirement, some said, Morse Code would fall by the wayside like Western Union Telegrams, buggy whips, and rotary telephones.

Still others said that this was a symptom of ham radio officials dumbing down the requirements for a license. They said that soon there would be no difference between C.B. radio and Amateur Radio. Some older readers may recall

that in the beginning there was a license requirement for C.B. radio but that after a time that requirement was eventually dropped. The requirement, however, was simply filling out an application and paying a fee. There was no C.B. radio test.

So, it is now 2019. It has been twelve years, and one whole solar sun spot cycle, since the Morse Code test requirement was dropped. What has actually come to pass?

The Rumors of Ham Radio Dying Out Have Been Greatly Exaggerated

First, let's look at the overall numbers. As shown in Table 1, prior to the announcement on December 15, 2006, there had been a small but notable decline in the number of licensed hams in the United States from 2005 to 2007. This was the trend to which some naysayers pointed when they said ham radio was dying.

Table 1. Number of Licenses from 2005 to 2017

(Source: FCC, as of October 31 in each year except 2014, 2017 and 2018 which were at end of calendar year.)

Year	Total Number of Licences	Per Cent Increase or Decrease	Absolute Increase or Decrease
2005	664,260	NA (base year)	NA (base year)
2006	658,454	-0.90	-5,806
2007	656,501	-1.17	-7,759
2008	661,591	-0.40	-2,669
2009	679,441	+2.29	15,181
2010	694,991	+4.65	30,731
2014	726,275	+9.34	62,015
2017	748,136	+12.63	83,876
2018	755,059	+13.67	90,799

The decline, however, slowed in 2008, and then reversed in 2009. By the end of 2018 there were 755,059 licensed Amateur Radio operators in

(continued on page 13)

CW Testing (continued)

the United States. In absolute numbers, this is the most ever in the history of ham radio in the U.S. These are hardly the numbers of a dying hobby. Rather, they are the numbers of a growth industry.

Table 1 well demonstrates that those people who predicted the demise of Amateur Radio after Morse Code testing was stopped were wrong. Since the nadir in 2007, almost 100,000 net new hams have obtained licenses to swell the ranks. Ham radio has never been more vital than it is now. Further, the coincidence of the date of when Morse Code testing was stopped with the turnaround in total license numbers strongly indicates that this was an important factor in the rejuvenation of interest in ham radio.

Those who believed that cellular telephones and personal computers would eventually supplant ham radio did not foresee that ham radio, cellular telephones and personal computers would eventually meld into one another. This occurred due to the ingenuity and creativity of a new wave of ham radio operators who had been using these technologies. The naysayers believed this was an “either-or” proposition, when it actually was a “let’s combine it all and see what happens” proposition.

Some hams now routinely use cell telephones to operate rigs remotely, even using Morse Code via cellphone. Some operators now combine repeater networks with computer networks. An operator in Kansas might use a 5-watt handy-talky with a local repeater to talk to an operator in Australia on a 5-watt handy talky through a local repeater using the wide-coverage internet repeater enhancement system, or WIRES, as the intermediary. And, of course there are various digital modes that allow an operator to use a personal computer or cell phone coupled to a ham radio transceiver to send e-mail and data.

Real Hams or Posers

Ok, so there are now 100,000 more licensed hams at the beginning of 2019 than there were at the end of 2007 when Morse Code testing stopped. But, are these new hams active in the hobby, or are they just posers? Perhaps they just get the license, hang it on the wall as a trophy, and do not do much after that. In short, are they “radio-active” hams or just posers?

To my way of thinking, not many people would go to all the trouble of studying a subject to pass a test, and then do nothing with the privileges granted by passing that test. However, let’s put some numbers to this assumption and see if the numbers back it up.

One of the celebrated participation events in ham-radio-dom is Field Day, the grand ham radio holiday that is always the third weekend in June. Field Day involves hams from all of North America, Central America, the Pacific Rim, and the Caribbean. To quantify whether the new hams are active participants in the hobby or just posers, I evaluated the level of participation in Field Day in 2006 and compared it to the level of participation in Field Day in 2018.

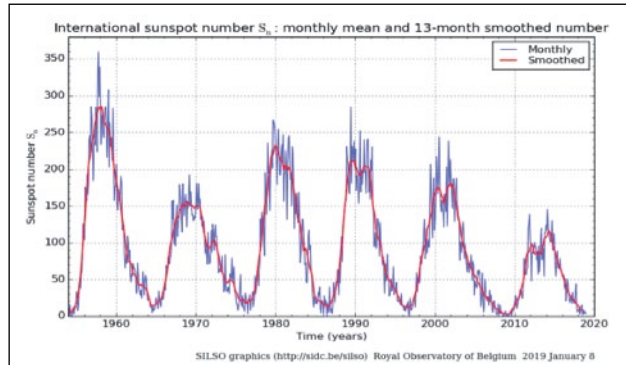
Before we get to that, however, I want to mention sunspots. It is known that there is a correlation between the number of sunspots and the quality of propagation on the high frequency bands. This is, of course, related to the 11-year solar sun spot cycle. Propagation is better when there are lots of sunspots, and it is poorer when there are few sunspots. Knowing this, there is also a rough correlation between participation in Field Day when propagation conditions are good versus when conditions are poor. So briefly, let’s look at the more recent 11-year sunspot cycles.

(continued on page 14)

CW Testing (continued)

Figure 1. Sunspot Numbers

(Source: Royal Observatory of Belgium, www.sidc.be)



Using the data contained in the nice plot provided by the Royal Observatory of Belgium on the internet, it is seen that the sunspot count for Field Day 2018 is more or less about the same as it was for Field Day 2006, the last full year in which Morse Code testing was done. Consequently, I then compared the average level of participation in Field Day 2006 to the level of participation in Field Day 2018. Table 2 shows what I found.

Table 2. Amount of Participation in Field Day

Year	Licensed Hams	Field Day Participants	Per Cent of Total
2006	658,454	32,506	4.94
2018	755,059	35,264	4.67

The figures in Table 2 do show a modest drop in the percentage of licensed hams who participated in Field Day 2018 as compared to the year in which Morse Code testing was done. The level of participation in absolute numbers for Field Day 2018 however, is slightly higher than that for Field Day 2006.

With respect to participation in Field Day 2018, the December 2018 copy of QST had this to say about participation on page 71:

Overall attendance was down about 6%, and overall QSO totals down about 9% compared to 2017. These are respectable numbers, considering the lowness of the sunspot cycle and the inclement weather in some areas.

A quick check of Figure 1 does show that the latest sunspot cycle has been the worst since at least 1955, which would tend to reduce participation. Further, the weather was indeed bad in many parts of the U.S. during Field Day 2018, which would also reduce participation.

So, what is concluded from the data in Figure 1 and Table 2? In giving some weight to the poor propagation conditions, it would appear that participation now is about the same as before. In short, the new hams appear to be participating in Field Day about the same, or almost the same as hams did before Morse Code testing stopped. They are not posers.

So, How Is CW Doing?

Since Field Day statistics are quantifiable and can be compared from year to year, they were again used in to determine whether the use of Morse Code, or CW, has been dying since testing stopped in 2007. Table 3 shows what I found when I used the period of 2006 to 2008, a similar period of low sunspots, and compared that to the most recent Field Day in 2018. The reader will note that under the absolute numbers for each mode in each year, a percentage is given. That percentage is the percentage of that particular mode of the total QSOs for that year.

(continued on page 15)

CW Testing (continued)

Table 3. QSO Modes Used on Field Day

(Source: QST Magazine, December Issues)

Year	Total QSOs	CW QSOs	Phone QSOs	Digital QSOs
2006	1,236,825	518,799 42.0%	696,567 56.3%	21,459 1.7%
2007	1,212,932	511,580 42.2%	679,240 56.0%	22,112 1.8%
2008	1,236,855	506,139 40.9%	702,847 56.8%	27,869 2.3%
2018	1,180,106	501,223 42.47%	622,351 52.74	56,532 4.79%

The effect of low sunspots is apparent in the data for the years 2006 through 2007, especially 2007 when the total number of QSOs dropped to a low of 1,212,932. The fact that Field Day 2018 had an even lower number of total QSOs than Field Day 2007 correlates well to the sunspot plot shown in Figure 1, which shows that the solar cycle in 2018 was worse than the solar cycle in 2007. This also gives a bit of additional credence to the notion that Field Day participation is affected by propagation conditions.

By taking the percentage of QSOs in the various years that were due to CW, phone or digital modes, the reliance upon the three modes can be quantified. The assumption here is that on Field Day, operators will likely use operating modes with which they are familiar and use at other times.

Table 3 indicates that in the 11 years since Morse Code testing stopped, there has been no significant change in the percentage of Morse Code QSOs made on Field Day. It has remained about the same. There was been no discernable drop off in CW usage. Table 3 indicates clearly that the soothsayers who predicted the demise

of Morse Code after testing was stopped were wrong again.

The reason why the soothsayers' prediction did not come to pass was that they based their prediction on the assumption that testing provided the main impetus for using Morse Code. This was wrong. The underlying reason why Morse Code has remained a viable mode is because it is a practical mode of wireless communication. The test did not make it practical.

For example, Morse Code, or CW, has a narrow bandwidth, perhaps about 50 Hz for a moderate sending speed of 13 w.p.m. as compared to SSB which is about 2,600 Hz. Consequently for the same power level, it has a very good signal to noise ratio and it has a comparatively bright signal [brightness = bandwidth/power output]. A low-power CW signal can be heard and deciphered under poor band conditions when a phone signal cannot. A CW transceiver is simpler to build, and learning to use a key, basically just a single switch, is easier than learning to use a standard computer keyboard with perhaps 78 or more different switches. Due to these advantages, CW is one of the preferred modes used by QRP enthusiasts and DX-ers.

One interesting item in Table 3 is the fact that digital QSOs on Field Day have increased mostly at the expense of phone QSOs, but not at the expense of CW QSOs. Because both CW and digital QSOs are worth two points each on Field Day, whereas a phone QSO is worth one point, there is an incentive for a participating club or individual to operate CW or digital instead of phone whenever possible. While some prognosticators back in 2007 would have supposed that digital modes would begin to replace CW as the newer "no-code" hams replaced older hams, the data indicates that it has instead replaced phone, at least a bit, on Field Day.

(continued on page 16)

CW Testing (continued)

There are also a number of secondary and anecdotal indications that CW is holding strong despite the loss of required testing. There are Morse Code clubs that have grown substantially since 2007. The Straight Key Century Club, for example, was founded in January 2006, near the time that testing stopped. As of January 2019, the club now has just under 20,000 members. North America FISTS, which is part of the International Morse Preservation Society, has almost 19,000 members in North America. The North American QRP CW Club has another 10,000 members. And there are various other CW-oriented clubs at the international, national, regional and local levels. These clubs are generally growing, not declining.

There are also regularly held Morse Code contests and events that have excellent participation by operators. In January 2019 alone, there were 31 different on-air contests and events involving the use of Morse Code by amateur operators.

Lastly, and anecdotally, are what I call the Prodigal Son CW Stories. I have worked many CW QSOs where a long-time licensed operator has said that for years he did not use CW even though he had to pass a CW test to get his license. But lately, the same operator says, he has discovered the “Zen” of CW and is now enjoying using it. Some of these Prodigal Son CW operators have said that the mandatory CW test put them off from using CW it for many years, which they now regret.

Author’s Note

I wrote a similar article four years after testing stopped that was published in the February 2011 issue of World Radio, a defunct ham radio monthly. The data and conclusions in that article are the same. In fact, the digital trend of replacing phone QSOs in the total Field Day QSOs was

detected even at that early stage. However, since a whole solar cycle has passed since December 15, 2006, the issue merits re-examination.

This article is dedicated to WZ8C (SK). We miss you, Nancy.

A Lesson in Ragchewing

by Joe Falcone, N8TI

With all of the contests and number swapping going on the air nowadays, it seems that some of us have forgotten how to engage in an old fashion “ragchew” using CW. Normally, we start out each QSO with RST, QTH and name. Then, we might move on to how many watts we are running, the type of antenna we are using and maybe the model of our radio and key. After that, many hams freeze and the conversation dies. The interesting thing is that if the same hams were personally meeting each other in person, I doubt there would be any problem in striking up a conversation of on non-radio related subjects. Apparently, many hams believe that when they are having a QSO via the radio, they have to talk about radio related subjects. This is far from the truth.

If you think about it, one of the main purposes of engaging in ham radio is to communicate with interesting people. In fact, we often tell the other operator, “Nice to meet u.” Therefore, keeping that in mind, once the basics of RST, QTH, name, etc., are exchanged, you should get right on to the ragchewing part and find out why the person on the other end of the QSO is “interesting.” You might say, “I have been to your state, and loved the ocean. Do you visit the ocean often?” or “What type of work do you do? I work in the auto industry,” if you were sitting in an airport next to a stranger and wanted to strike up a conversation. You can could mention items such

(continued on page 17)

A Lesson in Ragchewing (continued)

as, “My other hobby is bowling. Do you bowl or have a different hobby?” or “The weather here is snowy. Do you have a lot of snow there?”

The point to all of this is that you might want to think about a few “ice breakers” and start to throw them into your CW conversations. They do not have to be anything brilliant or witty. Just normal everyday conversational items. Talk about your job, whether you are retired, your hobbies, or just about anything except politics and religion and you should have a good QSO. Very quickly, you will see that the other operator will be glad to go beyond the basic exchange of information and before you know it, 30 or 40 minutes will have passed and you will have had a real “ragchew.”

Happenings On the FISTS Storefront

By Will Dix, KF4IZE

It has been nearly three years since the call went out for a FISTS Store Manager. At the time, I had been a long-time active FISTS member for almost twenty years. I’ve always admired the FISTS organization and I wanted to contribute to its cause in some way. So I contacted Dennis Franklin, K6DF, and informed him that I wanted to be considered for the job. After consideration and brief discussions with the FISTS Board of Directors, I was “hired.” The FISTS Store Manager volunteer position has been a labor of love for myself and my lovely wife, Michelle. When you consider the fact that we both have our regular jobs and family, even still it brings joy and a sense of purpose. If you’ve never perused the Store website

(www.fistsna.org/store.html), I strongly encourage you to do so.

There you will find many interesting items for sale, from hats to various style of shirts, mouse pads to coffee mugs! Michelle and I are always looking to add additional items to the site. We also invite FISTS members (and non-members) to offer any suggestions on items they would like to see on the site. As a side note, if an item is added to the site, the individual will receive the item for free as a “thank you”.

Over the last three years, our hottest selling items were the 2-CD Code tutoring set and the various shirts. Once an order has been processed, you are notified by e-mail with a tracking number. Please keep in mind that we make trips to ship orders from our local post office at least twice a week. Lastly, if you have any questions in reference to the site, please contact me at fistsstore@fistsna.org. I look forward to serving you.




Top: novelty items; Bottom: sample T-Shirts

FISTS QSL Cards

If you would like to show the world that you are a FISTS member, Hal, K6RF, the owner of *Cheap QSLs*, www.cheapqsls.com, offers a nice looking QSL with the FISTS logo.

If you order color cards, you have the choice of your callsign in Red, Blue, Green, or Black ink. For his color cards, he uses 110-pound index card stock. These are printed on one side only, so you can use them as a postcard and save a little postage. Unfortunately, there is no discount for FISTS members other than his normal low pricing. There may be other printers who have their own version of the FISTS logo. If you know of them, please refer them to us.

Here is a sample of Hal's work:



Q-Signals

By Bryan Bergeron, NU1N

CW Communications has always been about efficiency—in bandwidth and in sheer volume of data transmitted. This had practical implications for customers, who paid by the character. For example, it became common practice—much to the consternation of the Western Union and others that offered telegram services—for customers to use standard numeric codes to stand for

words or entire sentences, such as “happy birthday son” or “best belated wishes to the bride and groom”, and so on. But more importantly, from the operator’s perspective, were dozens of three letter codes developed to make their lives easier. The most common of these Q-signals are listed below. Admittedly, I use only a handful of Q-signals—QTH, QRM, QRP, QSB, QRZ, QRN, QRS, QSL and QSY—partially because I don’t have a list in front of me for easy reference. With this issue of *The KeyNote* nearby, I no longer have that excuse.

Signal	Question/Answer
QRL	Are you/I am busy
QRM	Are you/I am being interfered with
QRN	Are you/I am troubled by static
QRO	Must I/increase power
QRP	Must I/decrease power
QRQ	Must I/send faster
QRS	Must I/send more slowly
QRT	Must I/stop transmission
QRU	Have you anything for me/nothing for you
QRV	Are you/I am ready
QRX	When will you/I will call again
QRZ	By whom am I being called
QSB	Does the strength of my signals vary/your signal varies
QSD	Is my keying correct/your keying is incorrect
QSL	Can you acknowledge/I am acknowledging receipt
QSP	Will you relay to .../I will relay to
QSV	Shall I send a series of Vs/ Send a series of Vs
QSX	Will you listen for/I will listen for... call sign on MHz
QSY	Shall I/change to MHz
QSZ	Shall I/send each word or group twice
QTH	What is your position (location)
QTR	What is the exact time

MISCELLANEOUS

These are pictures of Nancy, WZ8C, taken back in 2006. Like many of us FISTS, she had other interests in addition to Amateur Radio. She enjoyed learning about and seeing old railroad steam engines.



Correction

In our December, 2018 issue, we incorrectly listed the name of the author for the “240 KW ERP” article as Karl Schultz, WA2KBZ. His last name should have been “Schulte.” As he pointed out, Schultz was the guard in Hogan’s Heros.

Editor

WANTED ACTIVITIES MANAGER

We are looking for a club member to manage the Americas Chapter Sprints and other activities. The job would involve the following:

1. Receive and check member logs for each activity.
2. Write quarterly activity reports and send to *The KeyNote* editor for each issue of the newsletter.
3. Work with the Webmaster to keep information about chapter activities updated on the chapter website.
4. Add new activities and improve or modify current chapter activities to encourage member participation.

If interested, contact Joe Falcone N8TI at: joe@fistsna.org

SPRINT INFORMATION

FISTS Sprints are a great way to meet other FISTS members, collect FISTS numbers, and have a lot of fun. We hope to work you in the next FISTS SPRINT.

OBJECTIVE:

To exchange specified information with as many FISTS members as possible using Morse Code only, and within the time frame stipulated.

PARTICIPANTS:

Any properly licensed amateur radio operator, FISTS member or non-member is invited to take part in the contest. At least one of the two stations in each QSO must be a FISTS member.

DATE AND TIME:

SPRING SLOW SPEED SPRINT—runs from 1700 UTC to 2100 UTC on May 4, 2019.

SPRING UNLIMITED SPRINT—runs from 1700 UTC to 2100 UTC on May 11, 2019.

SUMMER SLOW SPEED SPRINT—runs from 0000 UTC to 0400 UTC on July 6, 2019.

SUMMER UNLIMITED SPRINT—runs from 0000 UTC to 0400 UTC on July 13, 2019.

BANDS:

Operation is limited to the following amateur bands: 3.5, 7, 14, 21, and 28 MHz amateur bands. Look for other participants around the FISTS frequencies: 3558, 7058, 14058, 21058, and 28058 kHz.

Work stations only once per band.

ENTRY CLASSES:

There are three entry classes: Club, QRO, and QRP.

QRO: Over 5 watts–100 watts output power. 100 watts is the maximum output power allowed.

QRP: 5 watts output power or less.

Club: (regardless of power).

Entry class **MUST** be shown on logs to be considered for entry in a particular class, or will be assumed QRO. An entry must be ONE class only, no combination of classes is allowed.

EXCHANGE:

The following information must be exchanged by both stations to count as a valid contest QSO:

FISTS members: RST, U.S. state/Canadian province/DXCC country, first name, FISTS number.

Non-FISTS members: RST, U.S. state/Canadian province/DXCC country, first name, output power.

DX COUNTRY STATUS:

U.S. states and Canadian provinces are those states and provinces that are contiguous and found within the North American continent. DX are those entities listed in the current ARRL DXCC publication, other than the above.

MULTIPLIERS:

Each U.S. state and Canadian province counts as 1 multiplier. Count each only once, no matter how many times worked. Each DXCC entity counts as 1 multiplier. Count each only once, no matter how many times worked.

SCORING:

Each QSO with a FISTS member: 5 QSO points.
Each QSO with a non-FISTS member: 2 QSO points.
Final score is total QSO points times multipliers.

CERTIFICATES:

Certificates will be awarded to the first, second, and third place finishers in each Entry Class.

LOG SUBMISSIONS:

All log entries must be received within 30 days after the Sprint to be considered valid. Logs not sent to the proper address will not be considered for entry. The logs will be spot checked for accuracy and correct scoring procedures.

All logs **MUST** contain the following information to be considered for entry: Your name and call sign. Club name if entry is for a club. Your FISTS number if a member. Entry class. Your claimed score. List of claimed multipliers. The entry form is the best way to record this information.

ELECTRONIC LOGS:

We accept electronic logs in standard Cabrillo format or ASCII text files. If you're not sure about your format, please contact me before the contest entry deadline. E-logs are sent to kc21sd@fistsna.org ONLY.

PAPER LOGS:

Send log and forms to: FISTS Sprint Log, c/o Cody Codianni KC2LSD, 413 Martin Court, Leonardo, NJ 07737-1317.

FISTS SPRINT ENTRY FORM

Entry Class: QRO _____ QRP _____ CLUB _____

SCORING: _____ QSO points X _____ multipliers = _____ Final Score

CLUB Name _____ FISTS Club # _____

Name _____ Call Sign _____ FISTS # _____

Address (Street, City, State, Zip Code) _____

E-mail Address (optional) _____

MULTIPLIER CHECK-OFF LIST

1	2	3	4	5	6	7	8	9	0	VE	DX
CT	NY	DE	AL	AR	CA	AZ	MI	IL	CO	NB	NF/LB
MA	NJ	MD	FL	LA		ID	OH	IN	IA	NS	NT
ME		PA	GA	MS		MT	WV	WI	KS	PE	YK
NH			KY	NM		NV			MN	QC	BC
RI			NC	OK		OR			MO	ON	
VT			SC	TX		UT			NE	MB	
			TN			WA			ND	SK	
			VA			WY			SD	AB	

Please enclose paper logs, photos, comments, ideas, etc., with your entry and mail promptly to:

FISTS Sprint Logs

Cody Codianni KC2LSD
413 Martin Court
Leonardo, NJ 07737-1317

I HAVE OBSERVED ALL FISTS SPRINT COMPETITION RULES AS WELL AS ALL REGULATIONS FOR AMATEUR RADIO IN MY COUNTRY. MY REPORT IS CORRECT AND TRUE TO THE BEST OF MY KNOWLEDGE. I AGREE TO BE BOUND BY THE DECISIONS OF THE FISTS AWARDS COMMITTEE.

Date _____ Signature _____ Call Sign _____

Comments:

TO JOIN OR RENEW YOUR FISTS MEMBERSHIP

If you live in North, South or Central America, you may join the Americas Chapter of FISTS. Membership is open to all people interested in Morse Code, irrespective of their ability.

FISTS numbers are not reassigned, so if you had a number in the past and renew your membership, you will retain the same membership number.

Please Note: Changes to Americas Chapter Membership Dues.

1. A “one time” extension of two FREE years membership has been added to all expired memberships from Jan. 1, 2017 to Aug. 15, 2018, due to no *KeyNote* newsletters being produced during that time frame. This two-year extension started on Aug. 15, 2018.
2. All paid memberships as of Aug. 15, 2018 will receive a “one-time” FREE extension of two years membership.
3. Any previous members with lapsed dues (not included in item 1 or 2 above), who wish to renew their membership, will receive a one-time, two-year FREE extension of membership, with down-loaded newsletters.

4. If you wish to join FISTS as a “new Member,” you will receive a FREE one time, two-year complementary membership with down-loaded newsletters.
5. If you are 80 years old and over, you will receive a FREE “Life Time” membership.

Offers 1, 2, 3, and 4 above expire on Aug. 15, 2020.

To take advantage of these offers, send an e-mail with your call, name, address, and telephone number to: Dennis K6DF, FISTS Membership Manager at membership@fistsna.org.

DO NOT SEND ANY DUES PAYMENTS!



FISTS CW CLUB Membership Application/Renewal



For North, Central, and South America including all territories and islands.

Call Sign _____ NEW Member or Renewal, Enter FISTS # _____

Name _____

Address _____ City _____

State _____ ZIP+4 _____ Phone _____

Rig (optional) _____

Other Club Affiliations (Optional—ARRL, RSGB, etc.) _____

A User Name and Password will be sent to the e-mail address you provide below to give you access to current On-Line Newsletters as well as Member Only Areas of the FISTS CW Club web site.

E-Mail _____

Regular Membership—**On-Line** Newsletters*

Family Membership—Please provide the Name, Call, and FISTS # of the member.

Name _____ Call _____ FISTS # _____

Under Age 18-FREE Membership—Birthdate Required mm/yyyy _____

Over Age 80-FREE Membership—Birthdate Required mm/yyyy _____

Signature _____ Date _____

Send application to:
FISTS CW CLUB
c/o Dennis Franklin, K6DF
4658 Capitan Dr.
Fremont, CA 94536 USA

*E-Mail required
01/01/2018

Americas Chapter, FISTS CW Club
300 Town Center, Suite 2370
Southfield, MI 48075
www.fistsna.org
webmaster@fistsna.org

NON-PROFIT
U.S. POSTAGE PAID
PERMIT #212
ANN ARBOR, MI 48103

You Can Find Your Renewal Date On the Following Web Page:

<http://www.fistsna.org/expdate.php>

Send in your stories and photos for *The KeyNote!*

keynote@fistsna.org

When you've worked a FISTS, you've worked a friend.

