


Combo Issue 4/5 2007

# The Keynote

North American Memo  
Newsletter of FISTS CW Club  
The International Morse Preservation Society



## Our Goals:

- ✕ Further the use of CW
- ✕ Encourage newcomers to use Morse code
- ✕ Engender friendships among members

**“When You’ve Worked A FISTS, You’ve Worked A Friend.”**

**When you have a question about FISTS, go to the source for the correct answer.**

**Posting a question on a chat room or email reflector may result in a lot of opinions, but your best bet is to ask a FISTS volunteer, look in the reference issue, or on our web page <http://www.fists.org>**

**Please put the word 'FISTS' somewhere in the title of your email. This will help the volunteer recognize that your email is important and not spam.**

**For questions about:**

**Awards and Certificates contact  
Dennis Franklin, K6DF, [fistsawards@comcast.net](mailto:fistsawards@comcast.net)**

**The QSL Bureau contact  
Stan Reas, K4UK, [k4uk@rev.net](mailto:k4uk@rev.net) or see <http://www.fistsburo.org/>**

**Our club call KN0WCW contact  
Karl Zuege, KB1DSB, [kb1dsb@sover.net](mailto:kb1dsb@sover.net).**

**The membership roster, call changes, name changes contact  
Ed Hayes, N7CFA, [n7cfa@msn.com](mailto:n7cfa@msn.com)**

**To get an application or sample Keynote sent to a friend contact  
Jim Ranieri, AA9LS, [aa9ls@turbotoads.com](mailto:aa9ls@turbotoads.com)**

**Web page changes, getting your personal or club webpage linked, etc contact  
Webmaster Bill Myers, KK4KF, [kk4kf@cox.net](mailto:kk4kf@cox.net)**

**Club presentation packets contact  
Joe Spencer, KK5NA, [kk5na@kk5na.com](mailto:kk5na@kk5na.com)**

**To change or include your email address on the FISTS email list contact  
Kathi Hilton, N0FKA, [fistelist@comcast.net](mailto:fistelist@comcast.net) (note no "s" in fistelist)**

**Code Buddy volunteers and buddies contact  
Nick Yokanovich, K3NY, & The Historical Electronics Museum Amateur Radio Club,  
[w3hem@arri.net](mailto:w3hem@arri.net)**

**Sprints contact  
Dan Sheperd, N8IE, [W8PIG@yahoo.com](mailto:W8PIG@yahoo.com)**

**Get Your Feet Wet Weekend and G3ZQS Memorial Straight Key Contest contact  
Lee Hallin, N7NU, [hallinl@lanecc.edu](mailto:hallinl@lanecc.edu)**

**All other questions, including supplies, tapes for the blind, address changes, general membership questions and articles for the Keynote contact Nancy Kott WZ8C, [nancy@tir.com](mailto:nancy@tir.com); PO Box 47, Hadley MI 48440, phone 810-797-2033, fax 810-797-5808.**

---

# FISTS CW CLUB

*THE INTERNATIONAL MORSE PRESERVATION SOCIETY*

## NORTH AMERICAN MEMO

**EDITOR:**

**NANCY KOTT WZ8C PO Box 47 HADLEY MI 48440**

**NANCY @TIR.COM PHONE: (810) 797-2033 FAX (810) 797-5808**

---

Hi FISTS! This is a whiz-bang combo issue of issues 4 and 5. It includes the June/July Down Under Keynote, the Asian Chapter Keynote and the Summer UK Keynote. The UK Keynote has gone quarterly and they have done a beautiful job, putting out a huge Summer issue. Geo, G3ZQS, would be very proud.

Just before Hamvention time, we got a new batch of the latest version (3.0) of Chuck Adams, K7QO, code course on CD. It's basically the same, but includes more practice time. If you'd like a copy, send me an SASE large enough to hold a CD with enough postage to get it to you. The amount of postage depends on the type of envelope you send. Most people send plain 4X8 manilla envelopes without padding and I haven't gotten any complaints about the CD arriving cracked (yet, knock on wood) so it doesn't have to be a fancy envelope. This is NOT a game CD for the computer, it is not a program file. It is sound files and text files. The text files can be read on a computer. The sound files can generally be played by any computer sound (media) player. You can also get a mp3 CD player at Best Buy or Kmart for about \$20. Or you can download the CD to your computer, then upload it to an iPod or similar device. But it will not work in a regular CD player. If you've got a teenager around the house, they can probably help you out.

Hamvention was wonderful this year, best year in a long time. The crowd was generally in a good mood, and we had a lot of volunteers helping with the booth. I hope they had as much fun as I did! It is so great to see old friends and put faces with the calls.

You may have seen the new Know Code Vibroplex straight key - it's a beauty! As you know, Mitch W4OA, the owner of Vibroplex is a FISTS member, and is very supportive of our FISTS "Know Code" program. He's including a copy of the FISTS K7QO code course with every Know Code Combo Issue 4/5, 2007

key purchased and you may get your FISTS number or callsign stamped on the metal Vibroplex name plate of your Know Code key. You can have a look at this red and chrome work of art at <http://www.vibroplex.com>.

Take a look at the Award Scores for the Millionaire Award. When we created this award, we had NO idea people would pile up the points like this. Two, four, six, seven, twelve and thirteen million! You've got to be kidding! Hey guys, how about sharing your secrets and writing a story about how you're snagging all these FISTS numbers? I'm glad to see the 20-20 awards are doing well, too. Remember, it's not just number-chasing, it's making friends and having fun on the air. The spirit of the awards is to exchange the number on the air. Although looking up numbers later is technically not illegal for most of the awards, exchanging numbers gives you something to talk about and it can lead to a conversation.

Would the FISTS member who sent me the beautiful leather name tag and FISTS logo please drop me a note and let me know your name? The items got separated from the envelope and I don't know who sent them! I wore the name tag in Dayton and got many compliments. The FISTS logo is quite stunning. Thank you very much!

And thanks to everyone who sent in an article or contributed a comment for the newsletter. I still have a few stories that I couldn't fit in this issue, but need more - some for every issue, in fact, hi hi. So PLEASE keep those letters and emails coming. I love hearing from you. 73 88 33 Nancy WZ8C

# Welcome to the New FISTS!

number	callsign	name	QTH	SPONSOR
13148	WB0HD	GENE	KS	
13149	KE5MRE	ROY	TX	
13151	AJ2K	Jim	OR	
13152	KB1OFD	Jack	MA	
13153	KG4VBK	Justin	AL	
13154	K5SS	DAVE	TX	
13155	KG6TFH	JULIE	CA	K2BG
13156	W1JEQ	MATT	MO	
13157	WA0AHG	DICK	MO	
13158	W4FR BOB	NC		
13159	N0BAV	MIKE	NE	
13160	VE1BA	JOHN	NS	
13161	AL7D	DAVE	AZ	
13162	KB3OOI	JOHN	PA	
13163	VA7DM	Dick	BC	
13164	KB9PIP	CHESTER	AZ	
13165	K5TKY	AUBREY	TX	
13166	KE5MUP	BILL	MS	
13167	K9ALT	Glenn	WI	
13168	KC0SGR	JOYCE	KS	
W0FCL				
13169	K5WQH	MARTY	TX	
13170	W9JJC	JOE	WI	
13171	W0QT	ORCENA	MN	
13172	KD3XF	ROB	PA	
13173	AI4UN	CHARLES	GA	
13174	KE4KY	GLENN	KY	
13176	KJ8R	ALLEN	OH	
13177	K8AFP	GERALD	SC	
13178	W9LP	CASEY	IL	
13179	KA8CPO	TIMOTHY	OH	
13180	N3HLK	MICHAEL	PA	
13181	KB2KNX	LESLIE	NY	
13182	W4DL	MIKE	FL	
13183	K4GR	GREG	AL	WO8E
13184	WN9E	Eric	IL	
13185	W6GB	GALLAN	VA	
13186	K8HLJ	GEORGE	OH	
13187	AI0I	PETE	MO	
13188	KD8ENT	Stephen	OH	
13189	K9JF	JIM	WA	
13190	KE7CBH	SHIRLEY	WA	
13191	W5WZX	RACHEL	TX	

## number callsign

## name QTH SPONSOR

13192	N4YPK	JONATHAN	AL	WO8E
13193	N8HP	BARNEY		OH
13194	W3TX	SCOTT		PA
13195	WY4D	BENNIE		VA
13196	K2MRK	MARK		NY
13197	N9KVX	JIM		IN
13198	WE8Z	DENNIS		MI
13199	K8AZT	John	MI	
13301	K9MRD	Wayne	NE	
13302	K7AJR	Andrew		NV
13303	KD7COG	KONNIE		NV
13304	K3YQU	JOHN	PA	
13305	W5RUM	TOM	TX	K5WQG
13306	K5FSE	JACK	GA	
13307	W2BOR	ROBERT	NY	WB2FXK
13308	K9NAM	DENNIS		WI
13309	K8ZEC	JOHN	MI	
13310	N4KTQ	ROY	TN	
13311	W8GEJ	AL	OH	KA8HFN
13312	SWL	GORDON	OH	KA8HFN
13313	KR4WM	WEB	SC	
13314	N4JNE	GARY	NC	
13315	VE3GAM	ALLEN		ON
13316	N6HD	DAVID		CA
13317	W7IY	STU	VA	
13318	W0ERE	AL	MO	WB2FXK
13319	N2RJRY	ANNJ	WO8E	
13320	VE3LC	NORM	ON	WO8E
13321	VE3JC	JOHN	ON	WO8E
13322	AD8P	BILL	OH	
13323	NQ3D	Mike	PA	
13324	N4PBQ	Richard		NC
13326	KU4A	Chris	KY	
13327	KF7H	Kevin	AZ	
13328	AE6TT	MARK		CA
13329	K7SVV	John	AZ	
13330	WU8V	Kurt	MI	
13331	WA6UVF	Jeanie	CA	
13332	N0KMX	DUANE		CA
13333	K3SW	JIM	VA	
13334	KB1PBP	DOC	CT	
13335	KC0ZQR	JOE	CO	
13336	WA5JUM	KEN	TX	
13337	W7YV	JIM	UT	AD7HD



number	callsign	name	QTH	SPONSOR
13338	KC9ERB	KEN	IL	
13339	N7TOD	MATT	NV	
13340	W9DV	BILL	WI	
13341	K7WA	JIM	WA	NG7Z/KA8HFN
13342	WA1DD	DARRYL	CT	
13343	K1GCD	JIM	ME	W7PFZ
13344	W4IHI	GARY	FL	
13345	KE7LIW	ANDREW	MT	
13346	WA2HMB	DON	SC	ZL2SWR
13347	KE5NKL	LIZ	WV	
13348	N4VSI	BOB	VA	K4UK
13349	VE3CQM	JIM	ON	
13351	N1PQ	PETER		MA
13352	KN3JLJ	ANDY	MD	
13353	K4EU	STEVE		VA
13354	AD7GM	JOHN	WA	
13355	NU2I	Tomas	NJ	
13356	KO4ZS	Paul	GA	
13357	KC9LCS	Marc	IL	
13358	KD4AR	SONNY		GA
13359	KD5TMU	Harry	IL	
13360	K2DPC	DAVID		NY
13361	W7DML	DICK	UT	NS8V
13362	KC0WRE	TOM	CO	
13363	AK2B	TOM	NY	
13364	WB2ERJ	Alan	CA	
13365	KB3OMJ	RICH	PA	
13366	KB3EYY	STEVEN	PA	WB2FXK
13367	N5BO	Justin	FL	
13368	AK5D	DEN	NM	
13369	KB2WQN	MIKE	NJ	
13370	W4TWA	PAUL	FL	
13371	N4EEB	JOHN	FL	KB4T
13372	WD8KRV	Dave	AZ	
13373	K7INP	aul	NV	
13374	N8FDI	KEN	MI	
13376	KC0WRP	MIKE	CO	
13377	W4APH	Larry	TN	

## Isn't it Romantic?

From Leo Lynn Bailey, Jr K5AVJ

I attended the Cloudcroft, New Mexico Hamfest on Saturday, June 3, 2006, and had a great time meeting many of the members of the Ratchet Jaw Club which meet on 3934.5 kHz 7 days a week at 1100 GMT. An added treat at the hamfest was the wedding of Greg, N5CLM, and his girlfriend, Trish. I am enclosing a couple of photos from this wedding that was held in the dining area following our hamfest meal of beef brisket & trimmings.

Reg, W5UWY, had the honor of giving the bride away in marriage. The ceremony was performed by K5ONE, retired Baptist missionary to Belize.

Check out the Ratchet Jaw Club Website...  
<http://groups.yahoo.com/group/ratchetjawclub/>  
 for more wedding photos, etc.:




Wedding party...including bride-Trish, minister-Wayne-K5ONE, & groom-Greg-N5CLM

(more photos next page) ----->



“With this ring, I thee wed” .... note CW FISTS organization t-shirt worn by the groom (I’m PROUD to be a KNOW CODE ham)



Greg, Jack, Keith, & Reg  
(N5CLM, N5PK, K5MVC,  
& W5UWY)

And finally, “You may kiss the bride”



## Silent Keys

**Howard Lester, W2ODC**, 7454, became a Silent Key in mid-April. He was a good friend to Hank, WI3U (2708) and an avid CW man.

**Marcel "Marty" L. St Lawrence, W2SWN** passed away on June 5

**Don Armev K4FVN**, 11265 passed away November 4 2006.

**G. L. Wilkinson N7MRI** 7209 is a Silent Key

**Pen Brown, KJ7KL** 8704 Pen Silent Key

**Bud Peterson WA2BQI** #2009

I am saddened to say that my husband Bud Peterson, WS2BQI, passed away on March 23 2007 at home after a courageous battle with pancreatic cancer.

He enjoyed his membership in FISTS and looked forward to the newsletters.

He loved Morse code and all his contacts. Now his Key is Silent.

Sincerely Mrs. Grace Peterson.

**Bud Flake, K8KIR**, 5962 of Munising Michigan became a Silent Key December 10, 2006. No other information is available.

I'm sorry to report sad news, but our CW comrade **Bill Skofic, K8FLY** became a silent key in early February, we believe from an aneurysm. Bill was a couple weeks short of his 55th birthday and we were friends for over 40 years. Totally unexpected and a big shock as he was in good health otherwise. I was in his shack a couple weeks earlier and was admiring his wall covered with FISTS achievement awards.

Bill was very proud of his FISTS achievements and loved the FISTS group. Bill made a lot of friends on CW all over the world, many of them FISTS members, and I'm sure many have wondered how come he hasn't been on the air lately. 73 Al Pepping KV8X

**George Cummings K7DU**, 5616, is a Silent Key. My wife, Emma, and I visited George in Hannah, Wyoming, a few years ago. We were on our yearly trip to Colorado and were staying in a nice little park in Saratoga, Wyoming. I had worked George on the air many times and Hannah was not too far away so we went to visit. Hannah is a little ex-mining town a bit to the North of Saratoga (near Rawlins). George was quite involved with several facets of ham radio and proved to be an interesting person to talk with. He had a little shop in his home where he was always experimenting or building. He was an avid CW person and an ardent FISTS member. It is nice how FISTS bring people together both on and off of the air. Ed N7CFA

## Coast- to - Coast

As we did last year each first QSO with a club gives you a point multiplier. See Scoring rule below.  
**All Participants:**

1. **Purpose: To contact as many FISTS clubs as possible.**
2. **Mode: CW Only.**
3. **Contest dates: runs 24 hours 1700Z, Sep 29 to 1700Z, Sep 30**  
(PDT 10am Sat Sept 29th to 10am Sunday Sept 30  
MDT 11am Sept 29th to 11am Sunday Sept 30  
CDT 12pm Sept 29th to 12pm Sunday Sept 30  
EDT 1pm Sept 29th to 1pm Sunday Sept 30  
**Clubs will operate on their own schedules. They are not required to be on the air the entire 24 hours of the event.**
4. **Bands: 80, 40, 20, 15, and 10 meters. We encourage Clubs to use the Novice segments also. Sorry, no WARC bands.** Clubs will call near regular FISTS frequencies.
5. **Two categories of participants: QRP (5W or less) and QRO.**  
**All clubs will be considered QRO.**
6. **Only FISTS clubs will call CQ. Clubs will call: "CQ C2C"**  
**Members: Please only answer CQ C2C from clubs who have signed up. You can always check the web site to get the latest listing of participating clubs.**
7. **Exchange: Clubs and operators exchange the following elements:**
  - o **FISTS Members and Clubs: RST, Name, State (or 2 character prefix if DX), and FISTS number.** *Clubs: Send only your club's FISTS number.*
  - o U.S. Example: 579, Stan, VA, 2934
  - o DX Example: 599, Ralph, ZL, 1073
  - o **Non-FISTS: RST, Name, State, and Power (be sure to suffix with 'W').**
  - o U.S. Example: 459, Bill, OR, 50W
  - o DX Example: 569, Yuri, UA, 100W
8. **Scoring for non-club operators: Points for scoring are accrued as follows –**
  - o 1 point for each club worked on each band, once per band.
  - o For the first QSO with any club you accrue one multiplier point.
  - o To calculate your final score, multiply the total number of C2C club QSOs times your multiplier points.

### Examples:

- o You had 20 club QSOs total. Those 20 QSOs were with 12 of the clubs (remember that only one club QSO per band counts towards your total). Thus, your final score is your multiplier, 12, times the total QSOs, 20 = 12 X 20 = 240 C2C points.
- o You worked 15 clubs. 10 of those clubs you worked on one band, 5 you worked on 2 bands. Your

total QSOs are  $10 + (5 \times 2) = 20$  QSOs. Since you worked 15 clubs total, your final score is  $15 \times 20 = 300$  C2C points.

o You worked 25 clubs on just one of the 5 bands. You worked the same 20 clubs once more each, but on one or more of the other 4 bands. Your multiplier is then 25 (for 25 unique clubs) and you have 45 club QSOs total. Your final score is then  $25 \times 45 = 1125$  C2C points.

#### **In summary**

**4. Your first QSO with a club counts 1 point for your multiplier *and* 1 point for your total QSO count. Your total multiplier points cannot exceed the number of clubs that are on the air.**

**5. You get 1 point toward your total QSO count for the same club each time you work it on one of the other 4 bands.**

**6. You multiply all club QSOs times your multiplier for your total C2C points.**

**Scoring for clubs.** New this year is a more rational method of club scoring.

- 1 point for each QSO
- 1 multiplier for each state worked regardless of band
- To calculate your final score, multiply the total number of contacts by the number of different states worked.

#### **Example:**

- You had a total of 80 QSO's and 20 different states. (Remember, states only count once regardless of band) The score would be  $80 \times 20 = 1600$  club points.
- The maximum number of multipliers is, of course, 50.

Club operators will NOT be eligible for personal points based on their QSO's using a club call. Club operators will be contributing to the score of their club. Club operators can be spread out across the country much like the NAQP teams. But they MUST NOT be on the same band at the same time. This will require club call sign trustees to keep close track of operator times and frequencies. Clubs will be disqualified if they are found to be transmitting multiple signals on the same band simultaneously. This is in keeping with the multi rule found in most contests.

Please submit logs in ASCII (text format) as an attachment to [fistsc2c@yahoo.com](mailto:fistsc2c@yahoo.com). Postal mail logs may be sent to:

Paul Beringer NG7Z  
4702 200<sup>th</sup> St SE  
Bothell WA 98012

### ***NOTE***

***Please direct questions about the Coast to Coast event or the rules to Paul, NG7Z.***

## Getting started late in CW

by N H7WB, Paul

I got my first ham license in Nov. 2004, and passed my code test to general in July 2005. How I struggled to pass that simple 5 wpm test.

Then it got harder. I just barely pass the test, how am I going to learn about radio and get on the air with all that fast-sounding code, too? What's more, I was condominium-challenged.

How could I get on the air at all. The antenna problem was only partially solved with a hamstick for each band, hung out on my balcony rail, using my aluminum antenna curtain as a counterpoise.

"What is that 'fishing pole' hanging out from a 10th floor lanai?", said the wife of one of the board members to the resident manager (who denied knowledge, but gave me a friendly head's up) when I worked a SSB WW contest for two days.

So I tried mobile from the car on the parking garage (too hot most of the day, not too comfortable either). I can get my signal out, but not too often; and what about the -10 time zone I live in? When my bands are open, is anybody still awake?

Still, the learning CW part stumped me the most. I joined FISTS, still I had to learn the %#@%& code. And procedure, too. And get keys and keyers. I did find friends on the mainland

(where I keep a home part-time; with similar antenna restrictions) in the Austin QRP club.

Monty N5ESE introduced me to kits and homebrew, (I love that, and QRP) and I made some CW contacts with the club call one summer outing in a park. I learned to like working radio outdoors, and to like QRP. Even from Hawaii, when I can get an antenna up, I can make QRP contacts from Japan to the middle 48. So last year I tried the get-your-feet-wet weekend, and made four contacts sitting in my car, in the heat of a Honolulu day; one in Japan, and three on the mainland. So far, my only contest. How can I even imagine joining a sprint? (even if I can get set up at the right time for one). Those folks are keying 20 wpm on the slow end. I cannot read 15 reliably.

So I am still practicing, still trying to find times to set up my always-portable station, and still sometimes practicing CW with the great tools available now free on the internet (like G4FON's Koch program, and RUFZ, when I feel bold, and willing to watch my speed quickly drop to 8 wpm before I can copy a sign).

If I will practice, I know I will eventually be able to do this. Last night I did make a contact, and even copied some of the qso. I called CQ and the kind ham from near LA answered. So 40m is ok after dark, here (0500z-0800z),

when my neighbors will not see the antenna. Not many in the 48 are still awake then.

I have made some CW contacts over the past year. Mostly from Texas, where the time of day is not so hard to deal with. But less than a dozen. I try to use CW every time I turn on my radio (which is not too often, due to my schedule and my operating difficulties). I try to copy other stations' QSOs, and I have listened to the calls during contests, as often as I can. I am not getting any younger (62 this year) but I still know I can do this.

Why do I want to be a CW operator? That I know. To be a real ham, in my own view, is to operate CW. I am certain most hams in general do not agree, (present readers are exceptional, I think) but that is what I always thought, all the many years, about 50 of them, when the code requirement stumped me and kept me from enjoying this hobby.

Well, I will keep on trying, and keep on my snail's pace learning, but I know that some year or other, I will be able to copy those signs during a sprint.

In the meantime I will keep on looking for a QSO from a fist somewhere who just can't sleep, and who will always tolerate my QRS and QTH? and my halting and hesitant fist.

NH7WB, Paul in Honolulu

## From the In-Box

I have really enjoyed being a member of Fists, and my interest in CW continues to grow. Thanks for the last year and please renew e for another year. Thanks & 73, Noah - W4IEI (age 15)

I'm very satisfied of joining Fists. The quality of the QSO: QRSing, chatting, the articles and web sites of the members supporting newbies and the encouragement to go on have been great. Thanks and 73 de Luis - TI2CLX

I would like to say that you do a superb job with the Keynote. I look forward to each issue and the folks I QSO with have the same feelings. 73 Ray KS3S

I work as a volunteer on the ship Queen Mary located in Long Beach Harbor (CA). Its call is W6RO with FISTS number 9350. I am on the Queen two times a month: 1st Thursday morning and 3rd Thursday PM. I like to monitor 7.058 or 14.058 when the bands are better we usually have pileups, but not lately. We monitor a dutch-door for visitors and ask hams with ID to operate the equipment. We have several FISTS club member operators. KE6OIO, Ann, for one. She introduced me to FISTS several years ago. 73 Jack W6LOH # 7645

Please restart my membership in FISTS. This move was prompted by "Zero Bias" in the June issue of CQ. 73 Tim K3HX.

## MidSouth Training Net

from Keith Black, WD4PTJ

I would like to let all the FISTS members know about a **new slow speed CW training net** that we have started on 80 meters. The Midsouth Training Net meets every Sunday at 2300 UTC (summer) 2400 UTC (winter) or 6:00 PM central time on 3.593. This is an independent net whose intended coverage area is TN, AR, KY, AL, and southeast MO, however checkins are welcome from anywhere

The purpose of this net is training in proper CW net procedures and to improve our overall CW skills. Plus it is a chance to have fellowship with other CW operators. This is a slow to medium speed net with the net control running at about 10 wpm but net control will slow down to the speed of anyone checking in if they are at a slower speed. Feel free to join us when you can. All are welcome.

You can check out the net web page at <http://groups.msn.com/MidSouthTrainingNet/> or contact me by e-mail at [pkbsr70@hotmail.com](mailto:pkbsr70@hotmail.com) or more info on the net.

## RUFZ-XP

Here is a Morse training program for people who want to increase their copying speed. It is not for learning Morse therefore not suitable for beginners. It is called RufzXP and was written by DL4MM.

The program is set up to send amateur radio call signs at a speed you select. Depending on which training mode you are using it will either remain at the desired speed or it will increase in speed with each correct call typed in. If you miss a call it will decrease in speed.

At the end of a session it will show your score, highest speed and number of errors. This file will be kept on record and it can be posted to an international web site to compete with other operators. This program is used for official high speed code copying competitions. Some operators get up to speeds of over 100 words per minute.

The program can be downloaded free at [www.Rufzxp.net](http://www.Rufzxp.net).

73 de Jerry/VE5DC 4554



## FISTS AWARDS

By Dennis K6DF

Not as many awards issued during this time period. Guess Spring was in the air and most of the membership was doing Spring Cleaning or getting the garden ground worked up and ready for planting veggies and flowers.

It was a long winter, and not all that good for propagation either. I much apologize for the rather slow response at getting the awards out in a timely manner during this last month, but there was a very good reason for that.

As many of you may already know, these last 6 weeks have not been all that good for me. I spent 5 weeks in pain from a ruptured disc in my lower back, which also radiated lots of pain down into my left leg. An MRI later confirmed that was the problem.

On June 15th I had surgery to correct this problem at Stanford Medical Center here in CA. I am writing this column one week out of surgery and can say that I now feel much better and without pain for a change. Still a little residual burning sensation in my left thigh but all in all, . . . I am now doing very well.

A few more weeks and the doc will let me get back to driving my little Z-3. Something I've missed greatly.

My very heart felt "Thank You" to all the many FISTS members that sent cards, e-mails, and letters wishing me well. They were all appreciated very much.

Some members, (Gene W5GXV, Ed W7GVE, Roger K1TG, Larry KA8HFN, just to mention a few), regularly sent items to keep my mind off of the pain.

One fellow I remember in particular Jim KC0JKD even offered to come out here to CA and doctor me with the BIG needles and Pills he uses for the cattle on his ranch. He also mentioned something about long Green Gloves, the use of which escapes me at this time. I did turn down Jim's offer, telling him that after carefully reading his e-mail I felt much better if not entirely cured. Thanks Jim, your humor and offer helped me through a very trying time more than you know . . .

Again, my sincere Thanks to all those FISTS Members, too many to list here, who took the time to wish me well and to have a speedy recovery.

FISTS CW Club, what a wonderful group of people . . . Thank You . . . As my boyhood hero Gene Autry would say, "I'm Back in the Saddle Again".

Awards will go out in the mail within one or two days of receiving your log!

You may use the following e-mail address, ([Fistsawards@comcast.net](mailto:Fistsawards@comcast.net)) for sending in your award logs. Excel, Word, and Text files are the only file types accepted. Please read the e-mail log rules on the FISTS web site for details.

Send in complete logs for awards. That means all of the following information; Call, Date of QSO, Band, FISTS Nr., Point/s claimed for each QSO. Incomplete logs, delay receiving your award certificate.

Check the FISTS Web Page for additional information regarding current FISTS awards and how to apply for them: <http://www.fists.org/awards.html>

73, Dennis K6DF



# AWARDS ISSUED - Mar 12, 2007 TO Jun 20, 2007

<b>Basic Century (CC)</b>	<b>Platinum Award</b>	<b>20-20 May</b>	<b>2 Million</b>
AA9DR	K1LOG	AB1BW	G4LHI
AD7JY	K8VFR	AB8EL	K1LOG
K0KLN	KK0I	AD7JY	K8IJ
K5ECI	N2UC	K0TC	KA4JQZ
K6DBG	W3MWR	K6DF	KK0I
KB8MMJ		KA8HFN	W2FAM
KC0YCO	<b>Platinum 250 Award</b>	KC0JKD	
KC2LSD	K0LUW	KD0V	<b>4 Million</b>
KC9HGW	KD0V	KG4NNN	KD0V
KE7JOG	KE5HL	KK0I	N4FI
KG6MXO	W9BRE	KS3S	
N0ZB		N4RAY	<b>6 Million</b>
SM0PMJ	<b>Platinum 500 Award</b>	VE3HUR	AD5WI
VE7ZWA	N4FI	W3MWR	K0LUW
VK3XU	VA3BWT	W5GXV	K4UK
VO1DD	W7GVE	W7GVE	KA8HFN
W3HYW	20-20 Apr	W9SJW	W5GXV
W4IHI	AB1BW	WB2MIC	
W5VYN	AB8EL	WB4MED	<b>7 Million</b>
WA7HDI	AD5WI		W5GXV
WB8LSV	AD7JY	<b>Worked All States (FISTS)</b>	
WD9HBC	K0LUW	AD5WI	<b>12 Million</b>
WK6CM	K0TC	N2ESE	KC0JKD
	K6DF	W7BWI	W7GVE
	KA8HFN	W9BRE	
	KC0JKD	1 X QRP	<b>13 Million</b>
<b>Silver Century</b>	KD0V	K6DBG	KC0JKD
GM4WZL	KG4NNN		
JO3HPM	KK0I	<b>Millionaire</b>	
KC2HMM	KS3S	AD7JY	
N6SUZ	N4RAY	GM4WZL	
<b>Gold Century</b>	VE1VEI	K0KGY	
K0LUW	VE3HUR	K8IJ	
KD0V	W3MWR	N3ZL	
KE5HL	W5GXV	VE2PID	
KG4CUY	W7GVE	W9LHG	
VE3HUR	W9SJW	WD9HBC	
WB4JJJ	WB2MIC		
<b>RCC Award</b>	WB4MED		
K7ZYV			
KD0V			
W9BRE			

## Are You a Thumb-Ditter or a Finger-Ditter?

Bob Grubic, NC6Q

A few months ago, I placed an article in the FISTS newsletter, The Keynote, asking for input regarding which hand you use to copy CW, which one you use to send CW, and which finger you use to send dits with an electronic keyer. Here are the results of that survey, but first a background reminder.

Since I have gotten back into Ham Radio and have been attracted more to Morse Code, I have been copying with my right hand (I'm right-handed) and sending on a straight key with my left hand. When I move to an electronic keyer, I'll want to use the paddles with my left hand too. I'll then be faced with leaving it set up as it comes (presumably for "righties" with the dits on their thumb but my index finger) or changing it around. Should I leave it alone and send dits with my index finger or change the paddles around to send dits with my thumb? Dits with index finger? Dits with thumb? I wondered what others did. Hence the survey.

### SUMMARY

The results are interesting. Here are the figures: Total number of Hams responding: 62

#### Style FingersNumber of Hams

Copy Right, Send Right	Dits with index finger	4
Copy Right, Send Right	Dits with thumb	25
Copy Left, Send Left	Dits with index finger	4
Copy Left, Send Left	Dits with middle finger	1
Copy Left, Send Left	Dits with thumb	2
Copy Right, Send Left	Dits with index finger	6
Copy Right, Send Left	Dits with thumb	6
Copy Left, Send Right	Dits with index finger	2
Copy Left, Send Right	Dits with thumb	7
Copy Right, Send Both	Dits with thumb	1
Copy Both, Send Both	Dits with thumb	1
Did not use paddles	N/A	2

### COPY AND SEND WITH THE SAME HAND

You can see that the largest group to respond were those who are right-handed and send with their right hand, AND send dits with their thumb (25). That must be the way paddles ship to the customer and the hams don't changed them—though 4 of them did! I wonder why they did.

Those hams who copy with their left and also send with their left—the "lefties"—are divided. Five send dits with their index finger/middle finger, accepting the paddles as they are, and not changing them, while only 2 switch things around to send dits with their thumb. Again, I wonder why.

## COPY AND SEND WITH DIFFERENT HANDS

This is really the group I was interested in, in particular those who copy with the right and send with the left (like me). And of that group (copy right, send left), the results were equal: 6 and 6 for dits on the thumb or index finger. This tells me there is really no compelling reason for one or the other. Sort of a flip of the coin.

Of those that copy left and send right, 7 keep the paddles as they are, sending dits with their thumb. Only 2 switch things around.

An interesting comment came from several people who started off using the paddles on their right hand, then switched to sending with the left hand. They said it made sense to them to keep the dits on the thumb. Keeping a "mirror image" in their mind helped in the transition. In fact, one fellow copies with both hands and sends with both hands, and he uses the dits on the thumb in both cases. Another copies with his right and sends with both right and left, keeping the dits, again, on his thumb.

So, those are the results. What will I do? I think I'll send dits with my left thumb when the time comes. I'll make a simple switch for reversing things if and when I want to also send with my right hand—just for variety. What will I do if I ever want to use a friend's paddles that puts the dits on my index finger? I'll do what a couple other hams suggested: just turn the thing upside down!

Thanks very much to all of you who participated in this survey. Please send any further comments or questions to Bob Grubic at [NC6Q@arrl.net](mailto:NC6Q@arrl.net).

## RESPONSE DETAILS

### 2007 Paddle Survey

	<b>Call Sign</b>	<b>Last Name</b>	<b>First Name</b>	<b>Diff Hands</b>	<b>Copy Send</b>		<b>Dits</b>	<b>Via</b>
1	K6MGO	Ross	Bill	y	right	left	index finger	email
2	KB0ETU	Bowers	Phillip	y	right	left	index finger	email
3	KE3CR	Berry	Giles	y	right	left	index finger	email
4	KG0PP	Pope	Jim	y	right	left	index finger	email
5	KG4IUQ	Ledford	Mark	y	right	left	index finger	email
6	TI2CLX	Cantillano	Luis	y	right	left	index finger	email
7	KE9GM	Stout	Gregory	y	right	both	thumb	USPS
8	AF3Z	Goudie	Jim	y	right	left	thumb	email
9	K6JW	Wolf	Jeff	y	right	left	thumb	email
10	K9LCK	Hess	James	y	right	left	thumb	USPS
11	KC4FAN	Shoemaker	Brian	y	right	left	thumb	email
12	KE7HYR	Carter	Bob	y	right	left	thumb	email
13	W1GCA	Rego	David	y	right	left	thumb	USPS
14	N5SAN	Hulbert	Frank	y	left	right	index finger	USPS
15	N7QR	Mickiewicz	Russ	y	left	right	index finger	email
16	K3FQP	Gardenghi	Robert	y	left	right	thumb	email
17	K5RSJ	St. John	Richard	y	left	right	thumb	email
18	KA8CLN	Prox	Ken	y	left	right	thumb	email
19	KE4DDI	Bafford	Rick	y	left	right	thumb	email
20	KE5LYW	Curtis	Robert	y	left	right	thumb	email
21	KF6PVY	Maierhoffer	Mike	y	left	right	thumb	email
22	KB8DIE	Gilche r	Julius	y	left	right	thumb	email
23	AK7O	Friend	Jack	head		keyboard		email

	Call Sign	Last Name	First	Copy	Send	Dits	Via
24	NS2H	Braun	Dick	both	both	thumb (both)	USPS
25	W8GRI	Nichols	James	typewriter		key N/A	USPS
26	KB3RMX	Bongiovano	Michael	left	left	index finger	email
27	KC7QGC	Decheine	James	left	left	index finger	USPS
28	N9JIY	Greenfield	Mike	left	left	index finger	email
29	W8IM	Sever	Dean	left	left	index finger	email
30	WD8Q	Koenig	Henry	left	left	middle	email
31	KG4VEW	Hodges	Michael	left	left	thumb	email
32	W4AMW	Cox	Robert	left	left	thumb	email
33	K5JYD	Brandon	Larry	right	right	index finger	USPS
34	KG4URF	Fisher	Doyle	right	right	index finger	email
35	N7GEB	Barret	Gary	right	right	index finger	email
36	W7RVR	Drew	Dennis	right	right	index finger	email
37	KR5C	Lee	George	right	right	thumb	email
38	K0HFK	Bossert	Bill	right	right	thumb	USPS
39	K2ABX	Fisher	Paul	right	right	thumb	email
40	K2ONP	Wilner	George	right	right	thumb	email
41	K7CWH	Harris	Charlie	right	right	thumb	email
42	K7EX	Moore	Wayne	right	right	thumb	email
43	K7SU	Klaas	Kelly	right	right	thumb	email
44	K7YM	Rideout	Bill	right	right	thumb	USPS
45	K8JFT	Eckert	Ron	right	right	thumb	email
46	K9UQN	Backys	Don	right	right	thumb	email
47	KC9EHQ	Dietrich	David	right	right	thumb	email
48	KD5VGJ	Staff	Jay	right	right	thumb	USPS
49	KJ6EB	Sayre	Cotter	right	right	thumb	email
50	N5YFC	Matherne	Wayne	right	right	thumb	email
51	N6QN	Lockwood	Al	right	right	thumb	email
52	NA9U	Nason	John	right	right	thumb	email
53	NG0K	Rathman	Doug	right	right	thumb	email
54	W2RS	Soifer	Ray	right	right	thumb	email
55	W4BLB	Broadwell	Bob	right	right	thumb	email
56	W4UTI	Collins	Karl	right	right	thumb	email
57	W7BWI	Page	Loren	right	right	thumb	email
58	WA1LAD	Woodside	Gil	right	right	thumb	USPS
59	WA6FYD	Wooldridge	Jack	right	right	thumb	email
60	WB8AGV	Shumaker	Robert	right	right	thumb	email
61	WW6D	Bender	Doug	right	right	thumb	email

—end—

\* This was printed in the August 2007 issue of WorldRadio magazine

## **Low-impact Contesting**

**by Robert MacKenzie, VA3RKM**

As with aerobics, contesting can be fun and beneficial at different levels of exertion. Aerobics participants can compete internationally with complex routines or can just “sweat to the oldies” with low-impact exercises that make sure that one foot is always on the ground.

The benefits of contesting can be experienced at all levels as well. Contesting brings improvements in operating skill and code speed, better knowledge of propagation over the course of a day and more states and countries for awards. In what follows, we’ll outline a routine to be followed that will get a newcomer established at a basic level by making at least one contact in a contest.

### **Mental Preparation:**

Contesting is stressful at first, there’s no doubt about it. It doesn’t matter if it’s a QRP sprint or an ARRL Sweepstakes, there is a lot that can go wrong. However, by preparing for event-anxiety and taking things slowly, one can reduce that stress to an (almost) acceptable level.

As a foundation for mental preparation it’s vital never to forget one key thing: The other op wants your points! You are doing them a favor by answering their call or sending out your own CQ. With no players, there is no game. Newcomers’ points count just as much as veterans’. In fact, you’ll often hear in phone events some

of the top ops pleading for “anyone, anywhere” to call. Believe them!

Of course you will on occasion run into people who complain loudly about “lids” or “newbies” who use improper procedure. Even though thirty testers will thank you and encourage you, that one whiner is the one you remember for a long time. (I think that instead of belonging to FISTS they have joined the JERKS club.) Thankfully, CW events have the advantage of us not having to listen to their rude comments.

### **Skill Preparation:**

It’s possible to engage in low-impact contesting without any preparation, but it’s a good idea to take a couple of weeks before the event to review the code and to use a training program such as Morse Runner. That way you’ll have had some off-air practice in copying call signs and making an exchange.

### **Equipment Needs:**

All you need for low-impact contesting is a rig of some kind, whether its transmitter puts out five watts or a hundred and whether its receiver has a CW filter or not. A straight key is probably less stressful than a keyer. And paper logging instead of computer-logging is easier, even though it has to be transcribed later into a logging program such as General Logger (freeware) or

the N3FJP logger with contest modules (\$39). The idea here is to keep things as simple as possible to begin with. You can get fancy later on.

### **Event Preparation:**

Choose a contest from one of the contest websites. Some short contests, or sprints, are held monthly, such as those of the NAQCC’s for QRPers and the Straight Key Century Club’s for QRO rigs. FISTS events are quarterly. These groups all warmly welcome the newbie. Check out their websites for information.

Print out the rules for the contest, read them carefully and keep them with you as you start to operate. At the top of the page write out what you have to send (e.g., 599, TX, Igor, 100W) so you won’t have to think about it. On a lined pad of paper make columns for all the information that you will need for logging an exchange (e.g., band, time, call, RST, state/province, country, name, power output). The usual RST for contests is 599 (or 559 for QRP events) no matter what the actual report would be.

You might also check out [SpaceWeather.com](http://SpaceWeather.com) at contest time to see what propagation to expect. If the solar wind is blowing hard, sunspots are few and the interplanetary magnetic field is oriented south you may not get very far in this outing! There is a link on this site to the longer-

range forecasts on the NOAA site if you want a forecast or warning more in advance.

#### On the Air:

The easiest way to make your first contact is to find someone near the suggested event frequencies that you can copy who is calling CQ TEST or whatever general call is used for that event. That op will probably make several exchanges with other participants while you are listening which you can use to copy their exchange information. Just keep trying until you get it all.

When you have their exchange down perfectly, give them a call with your call sign sent once. Be as slow as you like. That's all you need do. They will come back with your call and the exchange. Since you have copied their information already, it does not matter what speed they send it at this time. Then you send them QSL and your exchange information as written out beforehand. They send QSL or TU back and it's done. In the end stations only exchange a dozen or so Morse characters and their callsigns.

Usually there are no problems involved in the exchange. But sometimes you'll hear AGN or AGN PSE and you'll have to repeat your call or information. If you don't catch that query right away the stress level goes way up. There's no cure for that helpless feeling. Try to send QRS and AGN PSE. Only contesting practice will make this unexpected

request (and ST?, DUPE, B4, and other remarks) less terrifying. Don't get discouraged. Mistakes and bad exchanges are part of the game for even the best ops, especially after they've spent 30 hours in the chair. Expect the stress and be ready to shrug it off and get on with the next QSO.

#### Post-contest:

Once the one (or more) QSO is done and logged it's time to report your score. It's important to send in a log for a contest if you've participated in it. That's part of the bargain among testers. Your log, no matter how small, is used to cross-check other logs and to judge participation in that event. But the hard part is already behind you and now you can take your time to enter the data, check it a couple of times, and e-mail it off to the contest manager, normally in Cabrillo format. And you never know what might happen. When I was just getting started in contesting not that long ago I won all of Canada in a German contest with 3 whole QRP points. Luckily the certificate was in German so few people will know that was the case.

For continuing support, joining a contest club is really helpful. They have a vested interest in developing new testers and are eager to respond to queries. They were all newbies at one time. It's hard to be tester without some kind of club connection.

I hope to hear your call on the air for contests and see it in the re-

sult listings. Be sure to watch out for mine. Like everyone else, I need your points!

#### Question from the In Box:

##### Do we abbreviate too much?

I am writing this to all the club membership, I would like the opinion of any and all of the members about this issue.

I have been operating CW for the past 45 years and I feel that code is the backbone of ham radio. Over the years I have always noticed many hams like to use abbreviations when communicating with another ham. I don't have a problem with some of the abbreviations like -tnx or tnk for thanks, agn for again, cul for see you later, and others that are used a lot.

What I have problems is that in recent years it seems that many hams have to abbreviate every or almost every word. The problem is when you are listening to code; a rhythm develops between the two or more operators. When that rhythm is interrupted because the other person has to stop and tries to decipher what was sent, the rhythm is broken and the conversation becomes a bust.

I realize that abbreviations are important if we were in some kind of emergency when it is important to get as much information sent in the shortest amount of time, then the use of abbreviations are fine.

## OPERATING IN CANADA

However most of the conversation is centered on each others interest and I feel the over use of abbreviations causes the experience of using code to be more of an effort than a positive experience.

The code speed I enjoy is about 18 to 25 wpm and at that speed you can just listen and understand what is being sent. I realize that the faster operators that can send and receive around 30 to 50 wpm hear words and not letters. I have never achieved a level where I hear words.

If code is to survive the technical age, then it has to be fun for all. I just feel that sending correctly spelled out words makes the experience more enjoyable.

If you would like to send me an e-mail of your opinions I would like to hear from all of you who are interested in responding. My e-mail address:  
[rel3005@yahoo.com](mailto:rel3005@yahoo.com)

73

Rick WB0NQM # 10510

Send your opinions to Rick and he will compile them and we'll put them in the Keynote. (WZ8C)

<http://www.rac.ca/regulatory/rcip.htm> talks about 5WPM Morse qualification for US amateurs operating in Canada.

As of Feb 23 the FCC discontinued testing for 5WPM Morse and granted limited HF privileges to US Technician license holders (but most of their HF privs are for CW operation).

New (US) General and Amateur Extra license holders are also unable to attain a certificate indicating Morse proficiency following the February 23 changes in license requirements.

How does that affect the reciprocal operating agreements?

I'm not likely to be personally operating in Canada any time soon, but as one of the local Volunteer Examiners I'm one of the folks people question on rules for operating in adjacent countries.

Thank you for your attention, Frederick Baguhn W9GOC

Frederick received this answer to his question:

According to the current rules in Industry Canada's RIC-3 document (<<http://strategis.ic.gc.ca/epic/site/smt-gst.nsf/en/sf01008e.html>>), US amateurs who do not have a Morse code qualification do not have HF privileges while operating in Canada under the reciprocal operating treaty. This poses obvious problems for US amateurs licensed since February 23 who no longer have a way to obtain a Morse qualification.

RIC-3 is currently under review by Industry Canada, and RAC has asked that this particular issue, among others, be reconsidered, but for the moment at least, that's the way I understand the current rules. I am forwarding your message to Industry Canada for their consideration.

73, Richard Ferch VE3KI RAC VP Regulatory Affairs

Dick KB3KBC came across this short poem in reading Vol. II of Paul J. Scheips, "Military Signal Communications". It is in the text of a talk Major C.F.C. Beresford, Royal Engineers gave April 9, 1886.

*I fly with the lightning of Heaven,  
I travel unseen and unread;  
A word, and the impulse is given,  
A touch, and the message is sped.*

## QRP With K3WWP

by John Shannon K3WWP  
QSO's, and 73, Ken WR5H  
FISTS # 12849

There are two different kinds of QRPer's in contests. The first runs 5 watts output from his transmitter, but has a superb location with a huge antenna farm to boost his effective radiated power to a much higher level (a 13db gain array will boost the 5 watts to about 100 watts!). The second has an average location with simple antennas that limit his effective radiated power to around 5 watts. I call this minimal QRP, and belong to this group so the information I am presenting here pertains to this type of QRP operation. The guy with the big antenna farm can do things that the minimal QRPer can't do in contests.

I enjoy contesting with QRP very much because it is a great challenge. Obviously a minimal QRPer like me does not have much of a chance of winning a big contest overall, but it is possible to earn many certificates in contesting nonetheless, thanks mainly to the fine contesters with their super receiving setups who either copy us easily or make the effort to copy our QRP signals.

The ideal place to pick up a nice certificate is a smaller contest such as a state QSO party. Many of these have a QRP entry category, giving the minimal QRPer a good shot at having the top QRP score in his section or even over-

all in the contest since he is only competing against others in the QRP category. Very few, if any of the big contesters enter these contests as a QRPer. In the big contests (SS, CQWWDX, ARRL DX, etc.), many big contesters with their ideal locations and huge antenna farms do lower their power output to 5 watts to enter the QRP category, providing somewhat unfair competition for the minimal QRPer.

There are also many QRP contests designed especially for the QRPer. Many QRPer's only enter these QRP contests, and don't bother with any other contests.

When time permits, which unfortunately seems to be less and less often these days, I enter as many contests as I can that have CW operation in them. Lately it has been pretty much only the big contests like ARRL DX, CQWW DX, and the like plus our delightful monthly NAQCC Sprints. Incidentally I have won the 'Simple Wire Antenna' category in the last three of our NAQCC sprints now. So you can succeed with very minimal antennas. In the big contests I compete against myself to try to better my previous high score for that particular contest. If I do better my score, I am happy that I now have a new mark to shoot for next year. If not, I analyze my operation and see where I went wrong, and make some strategy changes for next year. Or if my poorer results were the result of poor conditions that particular weekend, I say those are

the breaks of contesting and go on to the next test.

After that personal introduction to my contesting, let's get down to operating procedures in contests now. Last month I said there was little difference between QRP and QRO operation in everyday ham activity. Not so in contests. There are many differences, as well as some similarities.

While the QRO operator can simply plop down on a frequency and call CQ for hours at a time with an endless stream of answers, the minimal QRPer must rely mostly on the search and pounce (S&P) technique. That is, search out a station calling CQ, pounce on his frequency, and call him.

The QRPer can only successfully use the CQ technique in a QRP contest or when he is the object of the contest, i.e. if he is a Pennsylvanian in the Pennsylvania QSO Party. Calling CQ in a big contest like the SS or a DX contest is mostly a waste of time. In a medium size contest like a state QSO party, a well planned CQ here and there can net a few additional QSO's. For example, if you hear an Illinois station in the Illinois QSO Party using S&P and never calling CQ himself, figure out his pattern. Is he moving up the band in his S&P effort? If so, get a couple of kHz higher than him and call CQ. He may find and answer you, especially if propagation is good to Illinois at that particular time and signals are strong. Or if you have worked all



Illinois stations that are calling CQ on a particular band, try a CQ yourself. Someone may be tuning around and find you. Sometimes those who have been calling CQ the whole contest will use the last hour or two of a contest to go looking for other CQ's. If you call CQ near the end of a contest, they just may find and call you. But overall rely on S&P for the majority of your QSO's.

How do you know who to call when S&P'ing? Try calling everyone you hear, but use common sense if you don't get an answer the first time. Does he have a big pileup calling him? If so, move on to someone else. If he is a rare multiplier, note his frequency, and come back to him from time to time because a rare multiplier worked is worth many QSO's with a common multiplier. If someone is calling CQ without any answers, and still doesn't hear you, again move on. He may have some line noise or something else that is keeping him from hearing your signal at that moment. Or he may be running high power and forcing his signal through, while your QRP signal is getting absorbed on the way to him. Try coming back later when conditions may have changed a bit. For a common station I usually try calling him 3 separate times before moving on. I usually try longer for a rare multiplier.

You may notice a station fading up and down. Try to learn the pattern of the fades and call on an upswing.

If you have any specific questions about QRP contesting, let me know via email at [johnshan@alltel.net](mailto:johnshan@alltel.net) or regular mail at John Shannon, 478 E. High St., Kittanning, PA 16201-1304. Also be sure to visit my Internet site at <http://home.alltel.net/johnshan/>. Till next time and part II of QRP contesting, 73.

## Thoughts on Improving Code Speed

by Ken WR5H FISTS # 12849

Once the FCC decided to eliminate the morse code requirement, my reaction was disappointment and mild outrage. It seemed to me that they were missed the point of it all. But it got me to thinking about the last time that I had a really good QSO using Morse. I got my novice in 1958 or thereabouts, and my general some months later, and have had alternating periods of activity and inactivity over the years. My code proficiency had suffered, of course. In short, I missed doing CW work.

When the requirement was eliminated, I thought that it was time to do my own private part to preserve the tradition and that meant re-acquire some level of code proficiency. I joined FISTS. I downloaded some of the W1AW code practice sessions to see where I was, and was actually surprised to find that I could still copy about 15 wpm. Not great, but usable. But I really wanted to be able to run with the big dogs, and that meant get the speed up to something respectable; at least 20-25 if not more. I was also curious what it would take to get really good at receiving, and made a personal goal of 35wpm, just to see if it could be done. (35 wpm was the entry level for a WWII radio operator!)

I tried several of the programs that were out there, and read "The Art and Skill of Radio-Telegraphy, by William Pierpont. (Easy to find on the web, check the FISTS link.) After some trial, I hit upon a method that works for me, and I thought that others might profit from my experience, hence this article.

In Pierpont's manual, he stresses the benefit of just listening to good code. With computers on everyone's desk, and lots of freeware to choose from, it seems that it's easier now than ever to do this. Not like the old days, when all we had was the radio.

I've tried many of the code programs out there, and finally hit upon "MorseGen", which is freeware by Julian Moss (<http://www.g4ilo.com/>). (Bless you, Julian!) The program is free, can generate any speed code you want, and has a lot of options for Koch and Farnsworth, but the really nice part of the program is that it allows you to generate .wav and .mpg files from text documents of any size.

continued next page

I did a quick search on the net to find the 500 most common English words, and immediately hit upon this site:

<http://www.world-english.org/english500.htm>.

I copied the text into a Excel file, and edited it to get rid of the extraneous junk. This gave me a good store of common practice words, but it was ordered by the most used words first, which meant that the smallest words tended to be clumped together. I did another search to find a table of random numbers, and copied a list of 500 random numbers next to my list of words, and sorted on the column of random numbers. This randomized the list, which is exactly what I wanted.

I then ran the file through MorseGen at all speeds from 15 wpm through 25 wpm, and made sure that I checked the box "Make WAV file?". This gave me 10 files at speeds that I could copy easily up to speeds that sounded to me then just like static. You can use the .wav files as is or convert to .mp3 files using any of the freeware available on the web. Most players will play .wav files, but mp3 files are much smaller.

Since I didn't already have an IPOD, I went to the local electronics store and bought a cheap .mp3 player and downloaded all my files onto the player and started listening. (And by the way, Sony 9mm earbuds are much, much better than what comes with off-the-shelf units.)

I didn't bother with trying to write anything down, I tried to read each letter, then each word in my head. It was fun, and I could practice listening anywhere, anytime. I carry the player with me always, and listen while driving, or waiting in line, at lunch, and even in boring meetings. It's pretty amazing how much time you can log listening to code, without actually taking time from other activities to do it.

At first, I found that I could copy 15 wpm at about 100 percent, 18 wpm at about 80 percent, and 22 wpm at about 60 percent. (How I already passed the Extra exam, I'll never know!) I would listen to code both faster and slower than I could copy easily. In fact, I think that this is the secret to breaking through the barriers. I didn't seem to be able to progress if I only listened to code at some target speed. But if I listened to much faster code for awhile, then slower code for awhile, and alternated between several rates of fast and slow code, I could tell that my comprehension steadily improved over all the speeds.

I did hit plateaus, however. I got up to 18-20 wpm fairly quickly, but couldn't bust through that rate for the longest time. It was actually quite discouraging until one day I was wandering thorough the local Radio Shack, listening, when I realized that I could copy every letter perfectly. I looked down to see which file I was playing. It was 22 wpm, and I wasn't

missing a single letter! That was exciting! I immediately tried 24 wpm, and could copy that too!! In fact, I could jump up to about 28 wpm and only miss about 10 percent. I hit the next plateau at about 30 wpm, which took even longer to break through, but now I'm upwards of 35 wpm and still climbing. 25 wpm sounds slow, now, believe it or not.

Every once in awhile I would sit down and try to do some hard copy and found it quite easy up to about 23 wpm, which is about as fast as I can write without my hand cramping. So the listening has vastly improved my hard copy speed almost effortlessly.

One fun thing I now do is make .mpg files of stories and jokes in code and listen to them while driving. It adds significant interest to the task once you get used to forming the words from the code letters you are hearing, and then recognizing the sentences.

I've been doing this for about five months now, and have increased my receiving code speed from around 15 wpm to almost 35 wpm, painlessly and without taking a minute of time dedicated to other tasks. It's made the commute a lot more fun than listening to radio, and I'm no longer bored if I find myself in a waiting room somewhere.

So I hope these suggestions help. I'd like to hear from anyone benefits from them or has their own suggestions to add. Happy

## From the In Box

### Response to request for radio repair sources

I recently had a catastrophic failure of my Kenwood TS-930S. I contacted Kenwood Service Center and was told that parts and service were no longer available for this model. During a Yahoo search I ran across an advertisement of an outfit in Carrollton, Texas that repairs all makes. I contacted them and spoke with Cal Fischer NF5P who said he would give me an estimate for repairs for \$45.00. I shipped the unit to him and repairs were made at a very reasonable cost. I had the rig back on my bench in less than 2 weeks and it works great.

I highly recommend this shop. The rig was shipped back via Fedex insured for its full replacement value. Anyone interested can contact Cal at (214) 476-5107 email [info@hamrepair.com](mailto:info@hamrepair.com) I hope this helps. 73, John KI6EA FISTS 13008

I had my T4XC blow up in a most spectacular way. After replacing a half dozen obviously fried resistors and doing some VTVM analysis, I concluded repair would involve test equipment I didn't have, nor likely to get. So, I searched and found: Radio and Amp Recycler, 13643 Palm St., Hesperia, CA 92344 - Dean Jones 760-949-3364 <[tech@radamp.com](mailto:tech@radamp.com)> Dean, K6DDJ, did a thorough and excellent job and I highly recommend him. 73 John W. Bornholdt W2ESX Fists #1565

Please let the other Fists Members know that I have a company that is totally devoted to repair and sales of all amateur radio gear. The name of my company is, Sparkeez Communications and I have been in the business for awhile. My companies e-mail address is [sparkeez940s@hotmail.com](mailto:sparkeez940s@hotmail.com).

I will offer all active FISTS members a discount on sales and repairs. I can be reached by e-mail or by phone at 413-274-6287.

Sincerely, Alan Soto KB1HSA FISTS # 9954  
4 Linda Lane Housatonic, MA 01236

### Capital Records Tower Blinks Morse code

Paul, K3PLS, sends us this tidbit from his California AutoClub magazine:

Though a mere 13 stories tall, the Capitol Records Tower in Hollywood—the world's first round office building—has held its share of music giants. Peggy Lee, Whitney Houston, and Prince are among the artists who have cut albums at the Tower since its opening in 1956. Back then, city height limits kept it from rising above 150 feet. Still, the 51-year-old structure's stack-of-records look helps it remain hip among its rather square neighbors.

**SUBTLE SIGNALS** A light atop the tower blinks "Hollywood" in Morse code. Leila Morse, granddaughter of telegraph inventor (and code namesake) Samuel F.B. Morse, first activated it on April 6, 1956.

[http://www.viamagazine.com/weekenders/capitolrecords\\_tower07.asp](http://www.viamagazine.com/weekenders/capitolrecords_tower07.asp)

Although I was too young for WW-2, I participate in the GIRA Nets comprised of WW-2 students of Gallups Island Radio School in Boston Harbor, MA. The school prepared Radio Officers to man the Liberty Ships for those who went to sea as a calling. If history buffs who want more information, just have them write me & I'll help them out. The GIRA CW net meets every Wednesday evening 1930 Eastern Time on 3550 kHz. Sam, KC1K is Net Control from Vinyard Haven, MA, just south of Cape Cod in MA.

*These nets accept both CW and SSB check-ins:*

1) INTERCON NET, 14.300 MHZ on Sunday mornings 0700-0800 ET 2) MPSN, Maine Public Service Net, 3940 kHz Sunday mornings 0900 ET 3) NEWN, New England Weather Net, 3905 kHz, Monday mornings, 0530-0630 ET 4) Lincoln County ME Emergency-ARES Net, 146.985 VHF, Sunday evenings at 1900 ET.

It's easy to set the CW "offset" on the SSB frequency in the A/B VFO. Pushing a button A/B toggles back and forth between voice and CW. I have had to teach a few hams how to do this; now they are regular CW check-ins on a voice net. Maybe this is a way of keeping CW alive in a now more voice world with new license privileges. And, with those Hams who know CW to keep up their practice. It keeps our rustyness full of grease and wanting to do more CW. Al Sirois, N1MHC [n1mhc@gwi.net](mailto:n1mhc@gwi.net)

# Slow Speed CW Nets

Name:	NTS?	Purpose:	Coverage Area:	Freq:	Alt:	Days:	Local:	UTC:	Manager:	Reporting:	Updated:
Alabama Training Net	✓	Traffic, Training	SE United States	3.712		Dy	18:00	0:00	KG4IMI	KG4IMI	06/25/05
Amateur Radio Telegraph Society Net		Traffic, Training	Wide Coverage	7.052		Dy	6:30	12:30	WB5NKC	WB5NKC	05/05/07
British Columbia Emergency Net	✓	Emergency Traffic	BC, AB, SK, MB, WA, OR, ID, MT	3.652		Dy	19:00	3:00	VE7XLIH	VE7DWG	12/16/03
Carolinas Slow Net (CSN)	✓	Traffic/Code Practice	NC and SC	3.571		Dy	20:00	1:00	W4EAT	W4EAT	03/09/07
Empire Slow Speed (ESS)		Traffic, Training	NE US	3.576		Dy	18:00	23:00	W12G	W12G	01/10/07
Florida Medium Speed Net (FMSN)	✓	Traffic	FL	3.552		Dy	18:30		AG4RJ	AG4RJ	04/13/07
Georgia Training Net (GTN)	✓	Traffic, Training	SE US	3.549		Dy	21:00	2:00	N4VAD	N4VAD	04/01/07
Handiham Informal Slow Speed CW Net				7.112		F	9:30		W8IRT	KØHLA	04/11/07
Hit and Bounce Slow Speed Net (HBSN)		Traffic, Training	Eastern & Central	3.576		Dy	19:30	11:30	WD8DIN	K2TV	03/15/07
Hoodview CW Net		CW Practice	Portland, OR Metro Area	28.130		Dy	19:00	3:00	AB7BJ	N7QR	11/05/03
Idaho Montana Net (IMN)		Traffic, Training	ID & MT	3.647		Dy		3:00	N7MPS	VE7DWG	04/16/05
K9YA Slow Net		Practice/fun	Continental US	7.121		2,3,4 W	19:00	1:00	N9BOR	K9PL	03/10/07
Kansas Slow Speed Net			KS	3.710		MW	19:30		KC0CCR	KC0CCR	04/16/05
Kentucky Slow Net (KSN)	✓	Traffic, Training	KY, East Central and SE US	3.579		Dy	22:00	3:00	KO4OL	KO4OL	06/21/07
Maine Slow Speed Net	✓		ME	3.585		Dy	18:00		W1QU	N1MHC	04/11/07
Maryland Slow Net (MSN)	✓	Traffic, Training	NE USA & SE Canada	3.563		Dy	19:30	0:30	W8CPG	N3ZOC	06/01/07
Midmouth Training Net		Traffic, Code Practice	TN, AR, MS, AL, KY, & SE MO	3.593		Sn	18:00	0:00	WD4PTJ	WD4PTJ	05/09/07
Mountain States Net (MSN)	✓	Traffic, Training	AZ, CO, NM, UT, WY	3.570	7.063	Dy	20:00		W0HXB	W0HXB	04/29/07
NARL Slow Speed	✓	Traffic, Training		28.180		Dy	20:00	1:00	AA1GW	N0UEP	01/20/07
NJ Slow Speed	✓	Traffic, Training	NJ	3.547		Dy	18:30	23:30	K2PB	W12G	01/20/07
Northern CA Slow Speed Net	✓	Traffic	EB, NV, SCV, SF, SV	3.705		Dy	21:00	5:00	WB6UZX	VE7DWG	11/11/03
Ohio Slow Net	✓	Traffic, Training	OH	3.535		Dy	18:10	23:10	WD8Q	WD8Q	03/09/07
Oklahoma Training Net	✓	Traffic, Training	Wide	7.120.6		Dy	17:20	23:20	WB5NKD	WB5NKC	05/05/07
Orange County Wireless Net	✓	Practice, Chat	Orange County CA & Nearby Cnities	7.086		Sn	9:00	17:00	KF6UEB	KE6OIO	03/17/06
Oregon Section Net	✓	Traffic, Training	OR	3.587		Dy	22:00	6:00	KC7SRL	N0UEP	01/20/07
Oregon Section Net	✓	Traffic, Training	OR	3.587		Dy	18:30	2:30	W7IZ	N0UEP	01/20/07
PA Traffic & Training Net	✓	Traffic, Training	PA	3.537		MWF	18:30		N3SW	N3SW	04/09/07
Sandia Valley ARC Slow Speed Net		Code Practice / Ragchew	Southwest US	7.063		W	21:00	4:00	WB7RHT	WB7RHT	12/16/03
Texas Slow Net (TSN)	✓	Traffic, Training	TX & other	3.552		Dy	19:45	2:00	W5ESE	WB5NKC	05/05/07
Utah Code Net (UCN)	✓	Traffic, Training	Utah and surrounding states	3.570		Dy	19:30	2:30	NA7G	NA7G	04/13/07
VE2UMS Traffic Net		Traffic	Quebec (Canada) and surrounding re	3.578		W	20:00	1:00	VE2CBW	VE2CBW	01/20/07
West Coast Slow Speed (WCN)		Traffic, Training	West coast US	3.540		Dy	19:00	3:00	K7WCN	K7EX	04/27/07
Wisconsin Novice Net (WNN)	✓	Traffic	WI & Surrounding States	3.555		Dy	18:00	0:00	KB9ROB	KB9ROB	03/10/07
Wisconsin Slow Speed Net (WSSN)	✓	Traffic	WI & Surrounding States	3.555		Dy	18:30	0:30	N9JY	N9JY	04/13/07

Note: NTS is checked if the net is affiliated with the National Traffic System. "Coverage Area" is the geographical area the net primarily serves however, other stations are always welcome to check in. All frequencies are in Mhz. "Alt" is the alternate net frequency. "Days" indicates what local days of the week or month the net meets (i.e. "1,3 W" -- the net meets on the first and third Wednesdays of each month. "MWF" -- the net meets every Monday, Wednesday, and Friday. "Dy" -- the net meets daily. "Dy X T" -- the net meets daily except on Tuesdays.) Times are listed for the winter months (i.e. not daylight savings time.) Send updates, additions and corrections to KA2QIK/7 at [pjkroth@junio.com](mailto:pjkroth@junio.com) or 7956 E. Feathersong Ln., Scottsdale, AZ 85255

# High Speed CW Nets

Name:	NTS?	Purpose:	Coverage Area:	Freq:	Alt:	Days:	Local:	UTC:	Manager:	Reporting:	Updated:
All FL CW Traffic Net (QFN) - Early	✓	Traffic	FL	7.051	3.547	Dy	19:00		NY4E	W8IM	05/18/07
All FL CW Traffic Net (QFN) - Late	✓	Traffic	FL	3.547		Dy	22:00		NY4E	W8IM	05/18/07
Buckeye Net (BN) Early	✓	NTS Section Net	Ohio	3.577		Dy	18:45		WD8KFN	WE8AUQ	03/15/07
Buckeye Net (BN) Late	✓	NTS Section Net	Ohio	3.577		Dy	22:00		NY8V	WD8AUQ	03/15/07
FIRST Region (in) Net	✓	Traffic	ME,NH,VT,MA,CT,RI	5.598		Dy	21:30		K8SH	N1MHC	04/27/07
FIRST Region (out) Net	✓	Traffic	ME,NH,VT,MA,CT,RI	3.598		Dy	19:45		K8SH	N1MHC	04/27/07
Georgia Section Net (GSN) - Early	✓	Traffic	GA	3.549		Dy	19:00	0:00	K4GK	K4BAI	04/27/07
Georgia Section Net (GSN) - Late	✓	Traffic	GA	3.549		Dy	22:00	3:00	K4GK	N4VAD	04/01/07
Hit 'N Bounce Net (HBN)	✓	Traffic	Eastern/MidWest US	7.042	7.114	Dy	8:30		WD8DIN	W8IM	05/24/07
IN Section CW Net -- QIN	✓	Traffic	IN	3.535		Dy		13:30	K9PUJ	NA9UJ	04/29/07
IN Section CW Net -- QIN	✓	Traffic	IN	3.535		Dy	19:00	0:00	KJ9J	NA9UJ	04/27/07
K9YA Fast Net	✓	Practice/Iun	Continental US	7.121		1 W	19:00	1:00	N9BOR	K9PL	03/10/07
Lake Erie Boat Anchors Net (LEBN)	✓	Tube gear usage	General	7.094		S	13:00	18:00	W8KYD	W8KYD	03/11/07
MD DE DC Net (MDD) - Early	✓	Traffic	MD, DE, DC	3.557		Dy	19:00	0:00	AA3SB	N3ZOC	01/20/07
MD DE DC Net (MDD) - Late	✓	Traffic	MD, DE, DC	3.557		Dy	22:00	3:00	AA3SB	N3ZOC	01/20/07
Morse Telegraph Club-SQ -- 20 m Net		On air activity	Southern CA	14.055		S	7:30	15:30	KA6G	KA6G	12/20/04
Morse Telegraph Club-SQ -- 40 m Net		On air activity	Southern CA	7.084		S	8:30	16:30	KA6G & WA	KA6G	12/20/04
New York State CW - Early	✓	Traffic	NY	3.576		Dy	19:00	0:00	N2QZ	W12G	01/20/07
New York State CW - Late	✓	Traffic	NY	3.576		Dy	22:00	3:00	W2YGW	W12G	01/10/07
New York State CW - Morning	✓	Traffic	NY	3.576		Dy	10:00	15:00	KA2GJV	W12G	01/10/07
Northern California Net	✓	Traffic	Northern CA & NV	3.533		Dy	19:00		K9JM	K9JM	10/20/06
Orange County Wireless Net (OC'WN)		Practice/Social	Orange County CA	7.086		Sn	9:00	17:00	KF6UEB	KF6UEB	03/07/05
Pine Tree Net	✓	Traffic	ME, NH, VT, MA, CT, RI	3.596		Dy	19:00		W1KX	N1MHC	04/11/07
QNM	✓	Traffic & WX	MI	3.663		Dy	22:00	3:00	WB8SIW	WB8SIW	04/16/05
QNM	✓	Traffic & WX	MI	3.663		Dy	19:30	0:30	WB8SIW	WB8SIW	04/16/05
Texas CW Net (Early)	✓	Traffic	TX	3.552		Dy	19:00	1:00	AC5XK	W28C	04/27/07
Texas CW Net (Late)	✓	Traffic	TX	3.552		Dy	22:00	3:00	AC5XK	W28C	04/27/07
Tin Can Sailors CW Net		Code practice	General coverage	7.117		W	10:00		N3RSD	N3RSD	07/15/05
Virginia Net Early (VNE)	✓	Traffic	VA	3.578		Dy X T	19:00	0:00	KV4AN	W12G	01/20/07
W6MTC CW net -- FISTS 10350		Code Practice	Southern CA, AZ & NV	7.084		S	8:30	15:30	KA6G	KS6CW	04/09/04
Washington State Net (WSN)	✓	Traffic	Washington State	3.563		Dy	18:45	2:45	W7QM	W7GB	04/09/07
Washington State Net (WSN)	✓	Traffic	Washington State	3.563		Dy	21:45	5:45	W7QM	W7GB	04/09/07
Washington State Net (WSN)	✓	Traffic	Washington State	3.563		Dy	7:30	14:30	W7QM	W7GB	04/09/07
Wisconsin Intrastate Net (WIN/E)	✓	Traffic	WI & Surrounding States	3.555		Dy	19:00	1:00	WB9ICH	W9UW	04/09/07
Wisconsin Intrastate Net (WIN/L)	✓	Traffic	WI & Surrounding States	3.555		Dy	22:00	4:00	W9UW	W9UW	04/09/07

Note: NTS is checked if the net is affiliated with the National Traffic System. "Coverage Area" is the geographical area the net primarily serves however, other stations are always welcome to check in. All frequencies are in Mhz. "Alt" is the alternate net frequency. "Days" indicates what local days of the week or month the net meets (i.e. "1,3 W" -- the net meets on the first and third Wednesdays of each month). "MWTF" -- the net meets every Monday, Wednesday, and Friday. "Dy" -- the net meets daily. "Dy X T" -- the net meets daily except on Tuesdays. Times are listed for the winter months (i.e. not day/light savings time). Send updates, additions and corrections to KA2QIK/7 at pikroth@juno.com or 7956 E. Feathersong Ln., Scottsdale, AZ 85255

This list was generated on: Thursday, June 21, 2007

**International Morse Preservation Society**




# KEY NOTE



**Founded in 1987 by the late Geo Longden, G3ZQS**

**Recommended calling QRGs: 1.818, 3.558, 7028, 10.118, 14.058, 21.058, 28.058**

***SUMMER EDITION 2007***



## **Club Goals**

***Further the use of CW  
Encourage newcomers to use Morse Code  
Engender Friendships among members***

**And remember  
"Accuracy Transcends Speed, courtesy at all times"**

**EDITOR: M0BMN**

**Paul Webb, 40 Links Road, Penn, W-TON, WV4 5RF**

**E-Mail :- paul@fists.co.uk**

**FISTS UK WEB SITE URL:- WWW.FISTS.CO.UK**

**"When You've Worked A FISTS, You've Worked A Friend."**

## Welcome To Summer !

Welcome to the summer edition of Keynote and let me thank all the people that have contacted me about the new format magazine, it seems that everyone likes the new format and everyone is in favour of the booklet format rather than the older newsletter.

We I hope the last couple of months have been good for you, its been a busy couple of months for me, just about finished the Uni work now and just waiting to see what grades I get, I hope I will know by the next edition. The central heating's all done and running , don't need it at the moment but I'm sure it will be a warmer winter here this year than last.

I have got the greenhouse full of plants at the moment , just waiting for another couple of weeks before we put the summer bedding plants out now, we always wait till the beginning of June and Hopefully no more frosts before we put them out. Anne's been making her hanging baskets to stick around the house and for the relatives so she's been busy.

With regards to radio, well still not up to much here, just don't get much time to get in the shack but now Uni is finished I expect I will get more time to play so listen out for me more in the coming months. I hope to try and get active on 2m CW, only using a FT817 here for 2m but have a new dual band vertical (with around 9dB gain on 2m) that will be put up on the roof in the next month or so, and that with the fact that I live in one of the highest points around Wolverhampton will mean that I am sure I will be putting out a good signal for 50-100 Miles so many FISTS members should be able to work me (I Hope) , I am amazed how far 2m or 70cms gets me with my old smaller antenna so I am looking forward to playing with the new one when its up.

I have had a bit of a change around as regards radios, just before Christmas Anne bought me a FT2000, it was my early Christmas present, to help fund the purchase I did sell my old FT-1000MP and a few other bits and bobs, Anyway I was going to do a review of the set this month but having spent some time playing with it and doing back to back tests against my K2/100 DSP that I built around 2 years ago I decided that (In my opinion) the K2 was just a much better CW radio than the FT-2000 . The FT-2000 is a very nice radio, and does have some nice CW features and bells and whistles but to my ears did not compare to the K2 on CW, on all other modes the FT-2000 was a great radio, it was really a pleasure to use but I just could not justify a £2000 radio being used to listen to the BBC world service and a few other shortwave broadcast stations. I placed a couple of adverts and sold the set after just a couple of months, I lost a few £100 but at least it went to a good home ! Since I want a shortwave broadcast receiver I have been looking around for another radio and have my eye on a FT-920 that may be coming this way very soon.

I have had a few people chasing me for audio practice CD , well I'm sorry that I just have not had chance to make them up. I will be making these during the next few months and will be happy to let people have them once they are done, we are not taking orders for any disk's yet. When they are ready I will add them to the club sales page in the magazine and put a club sales page on our web site. If I can get

them done before the Elvaston Castle Rally I will take a few with us there and you will be able to get them together with all the other club sales items from our table there. We will be somewhere outside in a gazebo with a large FISTS banner so we should be easy to find.

At the rally we will have our "Test your Morse" station that many had a play with last year at Donnington so you can see if you have improved in the last year!

If you find yourself at a lose end on the 10th June do come and see us at the show. You can pay your subs or drag new members into the tent where we can sign them up on the spot!

While I'm talking about the Rally and the table there I would just like to give a word of thanks to one of our members, Art, for making us the great Banner that will be displayed there. It's a vast improvement over the homemade paper signs we had last year!

Anyway I hope you all have a good summer and if you can not spend as much time as you would like in the shack then spend time checking your antennas and guys, its easier to fix them in the warmer summer months than the cold of winter. I for one know that only to well when a few winters past I woke up on a Christmas morning to find that the centre support of my Windom had broke and was lying across mine and the neighbours garage roof so I had little choice but to get out a take it down that morning, That went down well with Anne I can tell you. Don't let it happen to you!

73's Paul M0BMN

### **A Note from Chuck M0AVW**

Mandy and myself would like to thank Gian I2VRF, XYL Concetta and family, for the concern for our two boy's. Gian has phoned us twice in two days, and several emails.

Our middle son Brett, 18 years, was in a car crash on the 18th March ( it was our youngest son's Nathan Birthday and also Mothers day) this happened at the other side of the country to us in Cheshire while visiting his fiancée Karly. He suffered whip lash, back and neck problems, and knee injury, he got off very lightly and is now on the mend.

Our youngest son, Nathan 15 years, had a BMX bike accident at the end of the Easter holidays, he broke his collar bone, hand and shoulder bone, he is back at school, all strapped up and he's back at the hospital at the end of the month, but also on the mend.

I myself, also have a couple of broken ribs, also in a bike accident ( HI) i was letting the set down on the bike, and i slipped and the saddle went into my ribs and broke them, but glad to say we are all ok.

Best 73's  
Chuck.



## **MY WARTIME EXPERIENCES**

**By Ray Fautley, C.Eng., MIET, G3ASG**

My name is Ray Fautley, born 3<sup>rd</sup> May 1922 in Camberwell, London, SE5. I became a Chartered Engineer in 1955. (Was MIEE, now changed to MIET.) Have been in radio all my working life.

In early 1941 (aged 18) I was working at Radio Transmission Equipment (part of the Philips Group), Balham, SW London. My work was testing and aligning radio communication receivers, type R107.

One day at around midday I was having my lunch in the firm's canteen – and suddenly I wasn't! I was laying on top of a girl and was covered with broken glass, money and plaster dust. The glass was from the kiosk where the girl had been taking money for the lunches. Both of us appeared to be unhurt and after helping her up, I started to pick up the scattered money from all around the broken kiosk.

I was told later that two draughtsmen had been killed in the Drawing Office adjacent to the canteen, only fifteen feet away from where I was sitting, on the other side of the separating brick wall. Luckily for me and the others in the canteen, it had been only a small bomb which had exploded. Apparently, according to eye-witnesses in the street, the bomb had been dropped from an aircraft with French markings. At the time no air-raid warning sirens had been sounded.

After continuing work until the normal finishing time, I got the Tube home from Clapham to Morden (Northern Line) and then by bus to North Cheam in Surrey where I was living with my parents. Had just got inside the front door when my mother took one look and said "What have you been doing? You're filthy. Straight in the bath!"

Then I a got a second scare! On undressing, discovered that my whole body was covered in dried blood – mine! However, a warm bath (only allowed five inches of water in those days!) got rid of most of it, revealing that I had scratches all over my body. There were tiny slivers of glass in my hair and even between my toes, but no serious cuts. All my clothes, even my shoes, had to be thrown away as there were little bits of glass embedded in them.

Later, in July 1941, I moved to Marconi's W. T. Co. in Hackbridge, near Mitcham, in Surrey. The factory was producing radio receivers and transmitters for use in RAF bomber type aircraft. The planes fitted included Lancaster and Halifax bombers. The receivers were type R1155 and the transmitters type T1154. My work was mainly on the R1155 receivers where I was an electrical tester and fault-finder. The job was mostly using radio test equipment to diagnose electrical faults. These faults were either due to incorrect wiring, wrong value components fitted, components which were themselves faulty or badly soldered connections such as 'dry joints'. These dry joints would quite often just fall apart during vibration testing of the equipment.

The faults were so numerous that I had a team of girls doing nothing else but rectify them. On average, some 25 type R1155 radio receivers passed through my hands every day. At that time the working day was from 8.00am to 6.00pm with a break at lunchtime. We worked a six-day week, having Saturday off one week and Sunday off the next. A colleague of mine at work, Eric Taylor, had been an amateur radio operator (G3FK) before the war, and he and I often discussed radio, Morse code, and what we would do after the war.

For a short period I was a member of the Home Guard (formerly known as the L.D.V. or Local Defence Volunteers) – and then many years after the war had ended – as “Dad’s Army”. After a full day’s work I didn’t take kindly to being shouted at and marched up and down the street for no apparent reason, or trying to master the intricacies of the ‘Sten’ gun (a dreadful thing which was only spot-welded together) and which I’m sure was equally dangerous to the user as anyone it was being aimed at. The only satisfaction I had at that time was that I was the only member of the group with a knowledge of the Morse code. However, this fact did not go down very well with the N.C.Os! On one occasion, it was a Sunday and my day off, we had an all-night so-called ‘exercise’. From my point of view an absolute disaster. It was pitch dark (remember no lights of any sort allowed) pouring with rain and I, with others, were crawling along on our bellies (stupid ‘Sten’ gun on my back) through wet grass and muddy puddles for hours. God knows to what purpose! We were never told! I got back home, filthy, soaking wet and starving at 6.00am. After a bath and a change of clothes I was ready for my breakfast – but no time for that – I had be at work by 8.00am. So, when I eventually got to work on that Monday morning, I was not a ‘happy bunny’. My friend Eric asked me “What was the matter?” as he said I looked terrible. Well, I told him what I thought about the Home Guard, N.C.Os, and in particular night exercises. Also mentioned that I’d not had any breakfast. (Remember, I was a growing lad of 19 then.) The language I used will not appear here

.A few days after the night exercise episode, Eric asked me what my Morse speed was. “Don’t know”, I replied, “I’ve never been tested”. So, for the next few weeks, during our lunch breaks, I had tuition in the art of reading Morse and writing it down. Always in capital letters, never in longhand, although at the time I didn’t know why. Soon I was copying some 18 words per minute without errors – much to my amazement! The he said that perhaps I could assist the war effort rather better in my spare time than being a very reluctant part-time soldier.. “How?” I asked, but got no reply at all!

However, some time later (on one of my Saturday’s off) there was someone at the front door opening. I say door opening, because the front door itself had been blown off its hinges by the explosion of a land-mine the night before. Anyway at the ‘door opening’ appeared a bowler hat, rolled up umbrella and a dark suit, very much a figure of authority, asking for me! My parents were agog! What had the little perisher (me) been up to? In those days the front room, or parlour, was only used for special occasions and that’s where we talked. Well rather he talked, and I listened as well as I could. For I felt very intimidated by him. Ordinary people like us never met authoritative people like him. Then, when he said that had to sign a piece of paper , I did it without realising what it was that I had put my name to.

The next thing he said was something that really scared me. “You have signed ‘The Official Secrets Act of the United Kingdom’ and anything we discuss must not be repeated to anyone. That includes your parents, relatives friends or girl friends”. What the hell was I into now? He questioned me about where I was born, where my parents and grandparents came from and asked me about my political opinions. I told him that as I was only 19, and therefore not yet entitled to vote, I was not a member of any political party and would probably not think about such things until I was 21. He said nothing about where he was from – I could only guess!

The next day (Sunday) I went to work and mentioned to friend Eric that I had been visited by this gentleman (careful not to say that I had signed anything) and did he have any idea what it could be about. “Yes, I expected something like that would happen” was all I could get out of him. Still none the wiser!

A few weeks later I received a parcel through the post which included a letter telling me that I had been enrolled as a member of the Radio Security Service (RSS) and that I was now a Voluntary Interceptor (or VI). My work would be General Search (GS) and that I had been allocated that part of the radio spectrum between 7.0 and 7.5 Mc/s (now of course MHz) to listen for any radio Morse signals. Several pads of 'RSS SIGNALS HEARD' log sheets were included which had columns for writing in the date, time (GMT), frequency, call-signs and any text received. Also, there were some pads of 'MESSAGE FORM' sheets which had provision for writing the actual messages intercepted (i.e. received) by me.

In the parcel were some envelopes stamped 'SECRET' and some slightly larger plain envelopes, a whole sheet of postage stamps and some gummed labels printed with 'PO BOX 25, Barnet, Herts'. That address I have never forgotten! My listening period was usually from 8.00pm to 10.00pm after my usual working day. This was for four or five nights during week-days, so I told my girlfriend, Barbara (some years later to be my wife) that it would be best if we met only at weekends. This didn't go down very well with her because I couldn't tell her why! Even so, one Wednesday night she called at my house with one of her girlfriends and my parents actually let them in. I was concentrating on writing down what I was receiving and then suddenly, I don't know who was most shocked, them or me! Panic! Well, I babbled that I was just testing a radio for the firm (Marconi's) but the look on Barbara's face indicated that she didn't believe a word of it – clearly, she thought at that moment that I was a spy! What could I say? Many, many years later, of course I was able to tell her what I had actually been doing on that fateful evening.

Soon I developed a routine of copying Morse code signals on the log pads; writing any messages (nearly always five-letter groups) on the message pads; putting the sheets into the 'SECRET' envelope; then the 'SECRET' envelope into the larger, plain, envelope; sticking the 'Box 25' label on to the envelope; and finally sticking on the postage stamp. The following morning I would post it on my way to work. A few days later the log sheets would be returned to me by post with remarks such as 'SUSPECT' or 'MORE PLEASE' stamped on such items that interested whoever was reading them. Sometimes a number like 2/34 in red pencil would be written over the call-signs. These numbers meant absolutely nothing to me at that time, but I learnt (over 40 years later) that they were numbers given to radio networks of which 'Box 25' was already aware.

As an aside, I must include my admiration for the Post Office for operating their Royal Mail service under extremely difficult conditions. London was being bombed fairly regularly, yet the mail continued to be collected and delivered with much more speed and accuracy than we can expect today! So, back to the listening!

During my first few weeks of listening, I began to notice that there were some stations that seemed to be regularly transmitting. They used the same call-signs, same frequencies and the same operating times. One of these stations (Box 25 told me) was Reuters, a press service station. Machine sent Morse code at around 18 words per minute – a delight to copy! Although its messages were not required (the station was very well known by box 25) it did provide a means of frequency calibration for my home-built receiver.

There were some other stations, however, that did interest Box 25 very much. These stations were using three letter call-signs (e.g. "NJT de VRL") which I, among many other VIs, had logged. They were using procedures that were very similar to those used by radio amateur radio operators such as '73' ('best wishes'), and at the end of transmission, 'GB' ('goodbye').

Only one end of the communication between the two stations was able to be copied, because the answering station would be operating on a different frequency. Many of these signals were very weak, fading into the noise background at times, indicating that the signals were probably sent from hundreds, or even thousands, of miles away.

Apparently (as I discovered many years later) the message forms, which I had filled in with the encoded messages usually comprising groups of five letters, were sent by dispatch riders from Box 25 (Barnet) to a place called Bletchley Park in Buckinghamshire. This was where a brilliant group of code-breakers, mathematicians and linguists decoded the signals which had been intercepted by the VIs. At Bletchley Park (BP), the network that the VIs had intercepted using the three letter call-signs, was found to be that of the Gestapo and the German Secret Service. The service operated from headquarters in Germany to the German Embassies around the world.

For many years after the war ended, the VIs (me included) were not able to disclose what they had been doing during the war years, as the work was covered by the 'Official Secrets Act'. During 1979 the BBC made a documentary half-hour programme called "The Secret Listeners". It was presented by Renee Cutforth and made by BBC 'Look East' in Norwich. As I understand it, the programme was only transmitted once, by BBC2, during 1980. It was in this programme that the Voluntary Interceptors were first mentioned, and the presenter gave the viewers (including the VIs, who were as much in the dark as everybody else) a few clues as to what they had been doing when copying down all that Morse code stuff. I have recently learned that the Radio Security Service was known as MI8c; a part of MI5.

Many books and documentary programmes have appeared since around 1980 about the work of the Bletchley park teams, and Winston Churchill said of BP, that it was "The goose that laid the golden eggs, but never cackled!" By that he meant that BP was so secret that nothing was known of its existence by anyone – apart from those who worked there – and they never revealed anything. The nearest that the VIs got to being discovered was in a 'Daily Mirror' contribution by a 'Special Correspondent' entitled "SPIES TAP NAZI CODE". The issue was dated Friday, February 14<sup>th</sup> 1941 and referred to 'hush-hush' men who listened to Morse code messages. Very embarrassing for the Radio Security Service! I have an original copy of that issue of the 'Daily Mirror'.


Now to the present. Several radio amateurs who were either VIs, or connected in some way with the RSS, get together on Monday and Friday mornings at 0845 local time around 3715 kHz for a chat. They are known as the 'Box 25 Net'. If you can, have a listen – you might learn something!

***Thanks Ray, that was a fascinating story, thanks you for sharing it with us .***  
***Paul MOBMN***

## PK4 Keyer Kits from QRPproject

Fed up with spurious dits and dahs due to my FT817 transceiver's keyer's compulsory Iambic Mode B, my ineptitude (I've been using Mode A for too long to adapt now!) and the need to press a mysterious combination of buttons to change speed, I felt the need for a small external keyer with Mode A, a pot for speed control and perhaps a few luxuries such as keying a CQ call from memory. (See <http://jacksonharbor.home.att.net/modeab.pdf> for a description of Iambic Modes A and B.)

Having visited QRPproject's web site after reading Paul's discussion on the SW+ club project, I noticed that the PK4 Keyer Kit seemed exactly what I needed - selectable Iambic Mode A or two versions of Mode B, pot for speed control, non-volatile memory, callsign memory, two 80 character memories, report keyer speed function, auto-CQ call and a host of other features and adjustments. The keyer is controlled and configured using a push button ("mem" switch) and the paddles. The kit is based on the Jackson Harbor Press's PK4 keyer. Having ordered both the PK4 Keyer Kit and the optional enclosure kit from QRPproject, they arrived safely within a few days. Below you can see the keyer kit on the left and the enclosure kit on the right.



The PCB is tiny (28mm x 33mm) due to the brains of the keyer being an 8-pin DIL chip. The two kits provide all the necessary hardware for the keyer except for a battery and some hook-up wire. The small plastic box included in the hardware kit has a compartment to hold a battery and a convenient door for battery replacement - no need for a screwdriver. Wait though! Where's the on/off switch? On checking the specification for the keyer, it consumes a miniscule 7 microamps at 5V on standby, so a switch isn't necessary. With the 9V battery and the regulator I measured it as 85 microamps.

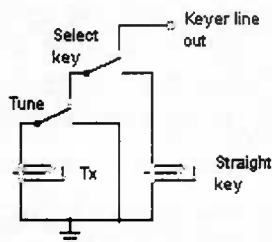
The small speed control pot acts as a support for the PCB. Given the PCB's tiny size this is perfectly adequate, and means that the keyer can easily be installed inside a rig - Fists SW+ project constructors take note!

The instructions are clear despite the occasional German words slipping into the text. One slightly confusing point is that the component references (C1, C2, R1, R2 etc.) are not actually shown in the circuit diagram nor in the drawing of the PCB layout. Fortunately the drawing of the PCB layout does have the component values incorporated so it's easy enough to work from it. The PCB is not pre-tinned, so it was necessary to clean it before starting soldering. The keyer worked on first power-up and announced itself with "FB". Once working, the pot is calibrated to set its minimum speed to 5 wpm.

The thickness of the side walls of the plastic box means that it's not possible to bolt the miniature jack sockets to it, and the instructions suggest using epoxy resin instead to secure them to the box. It gave me a feeling of uneasiness gluing in components, especially ones that are subject to mechanical wear and tear, but needs must etc.!

I wanted to be able to plug in a straight key as well as a paddle (this is Fists after all!), so added a third miniature jack socket. The keyer has a straight key mode that allows one of the paddle connections to be used as a straight key, so one solution is to provide two sockets wired together to the paddle input. However, in the end I thought it would be more convenient to use if I just wired the straight key socket direct to the transmitter socket via a toggle switch. Although this bypasses the side-tone, the rig itself provides one.

Similarly, I thought it was worth adding another toggle switch for "Tune" for convenience; the keyer has a "tune" feature built-in of course, but I prefer a real switch for this! See below





There always seem to be some lessons to be learned from each construction project. In this case I learnt that I should have cut the pot's metal spindle to size *before* soldering it to the PCB (vibration and metal particles floating around the PCB is not a good idea), and that using the thin plastic tube supplied with a flux remover aerosol spray can is a big mistake – they can (and in my case did) blow back in your face!

Prices: PK4 Keyer kit EUR 27, PK4 Enclosure kit EUR 15 (excluding postage and packing and a small extra fee if you use PayPal).

QRPproject: [http://www.qrpproject.de/UK/pk-3\\_keyer.htm](http://www.qrpproject.de/UK/pk-3_keyer.htm)

Graham G3ZOD.



Here is Grahams Finished Keyer, Nice one Graham looks like a winner to me , I'm sure many 817 owners will find it interesting. Good luck with it

ROYAL NAVAL AMATEUR RADIO SOCIETY  
G246

**G3BEC**

107 EASTLAND ROAD,  
YEovil,  
SOMERSET BA21 4EY

To: G3BEC

Confirming 9.5 MHz.

Mode: CW / SSB

AL: 2.2

On: 18.12.06

R: 3.1.1.2

1036

RSARS 0113  
RAOTA 0338  
To: Bill & Sue  
Pat: Sue  
Ant: 100 ft

72 B.J. CLARK (NOBBY)

1990 "SPARKS" 1998  
YEovil SOCIETY

OP 90 years 1.5.5.1.

Start the day the right way !

Nobby, G3BEC, asked me to make a sched for the morning of his 90th birthday. He said that he wanted to start the day properly with a CW QSO. Above is the QSL card he let me have to commemorate the event.

George, G3ICO 7725

## **Improving your Morse code skills**

**By Ray Bullock**

**G0EML**

Morse code! What is it that intrigues us about this historical mode of conversing with others? By the very means of a language made up of dots & dashes, produced by the simple use of a key or paddle?

To some Morse code offers excitement, and the ability to communicate over vast distances using at times a simple antenna and using very low power i.e. QRP, and to others it offers nothing but fear and confusion

### **Definition**

Lets just keep it simple, Morse code is a language has you know, that is made up by the simple use of two different lengths of a single tone, in various combinations to represent all the characters of the Alphabet,

These two tones are recognized and distinguished by their length, one short tone and the other a long tone, the short tone is phonetically referred to as a "DIT" and the long tone as a "DAH" Known as dots and dashes, you should never think of the Morse code as dots and dashes or even write it in that way,

Think of it as music, as that is how it sounds, but what you will have to remember that some people can play their instrument better than others and also have a better understanding of rhythm

### **Code time weighting**

The various elements of the Morse code alphabet and numerals are defined in relation to each other with time,

The "DIT" is assigned the shortest duration of time and is designated as being one time unit in duration, and a "DAH" is 3 times as long as a "DIT" or 3 time units in duration

And finally the space between words which is known as the word space is 7 times units in duration

### **Changes**

In 1844 as you are well aware I'm sure, Alfred Vail an assistant to Samuel Morse introduced the very first Morse key! The correspondent,

To assist the telegrapher over the years the key and along with today's modern paddles has gone through many improvements, changes, and development's

History and time has brought a great deal of changes not only to the key and its improvements, but also many historical names have been involved since in the codes development and changes in its improvement, in order to assist the operator,

Firstly there was William Robison an assistant to Samuel Morse who brought the system to Europe in 1847.

The First operational Morse in Europe was to be used on the German Railway system that Run from Hamburg to Cuxhaven,

The German Engineer Friedrich Gerke made some changes to the code that are still being used today,

But it actually took another 10 years before Great Britain was to use the system that Morse had introduced, as great Britain were happy with the drop handle system that was in use at the time

As time progressed there were many people who not only made changes to assist the telegrapher but People such as Horace G Martin, Manufacture of Vibroplex keys who at the time was considered one of the best telegraphers within the USA Vibroplex are well known throughout the world, for there fine quality of keys bugs & paddles, Theodore Roosevelt McElroy speed telegraphy champion of 77wpm, both men making great efforts to assist the Telegrapher and radio Amateur in the sending and receiving of the code, but personalized improvement in the sending and the receiving can be attained by the radio amateur, by a commitment to reach and attain their own goal.

## **Aids**

A question that you may well ask! How does the mind take in then remember the individual characters? and then to decipher the dots & dashes and then to turn it into a language that you can understand almost as if speech? The Codes that are universally understood and accepted world wide,

Ask yourself this, how many songs can you hum sing or whistle without ever having made a conscious effort to have learnt them? Quite a few I would think, why! By the very means of hearing them repeatedly, yes **repeatedly** and possibly in a relaxed manner and not by force or dislike,

so with that in mind and along with today's modern aids such as computers Morse tutor programmes, and the vast amount of code learning tapes available and the internet, CW learning or even improving your CW speed should and can be a pleasure,

A major factor when learning the code is to master the skill of receiving at first, sending will come and can be improved upon latter by the very fact that you understand the sounds that need to be received by ear and not by the sight of the code.

You need to listen every day, a few minutes every day at first is enough, but you need to listen to good clear clean Morse from tapes, tutors, and computers at first and then move on to good quality Morse from sources such as the RSGB news bulletins and the RSGB Morse learning nets, We of course all know that under normal operating conditions there is noise QRM ect but your mind will adjust and cope with that once you have mastered your skill at receiving the code

## **Methods**

A Method that I came across and used was the **Sleep Learning Method**,

I was to lay in bed at night possibly falling asleep listening to AARL Morse tapes, that I had acquired in order to improve my skill at receiving,

A Morse Telegraphy article that I was also to come across stated that to listen to fast code signals, bombarding the mind for several hours during the night

Some operators claimed that within a surprisingly short time they had a great improvement and increase in their receiving speed,

Not only this fact, but when you did listen to say 30wpm for some length of time and possibly to only understanding parts of it, when you then reduced to say 20wpm this to the mind seems quite slow

Some people of course challenge this method of learning, but for some people this method of learning whilst sound asleep or just relaxed during the night apparently works, showing that there is possibly some kind of unconscious response and receptivity of the mind.



## **Additional Methods**

I have found that some letters have what can be described as tuneful within themselves,

1, an example is, the Letter (**Lima**) dit dah dit dit, sounds like! **She thought she could.**

2, **Foxtrot**, dit dit dah dit **did it hurt you?**

3, **Quebec**, dah dah dit dah **God Save the Queen**

4, **X-ray**, dah dit dit dah **my belly hurts**

There are many that can help you in this way at first

## **Means**

Sending and receiving ability, an excellent book on the subject is the Art and Skill of Radio – Telegraphy, by the late William G Pierpont, N0HFF. Which is now free to download from the Internet? And I certainly recommend it

Bill takes great pride and effort to explain about the Aids and other means to improve your skill, and also goes into great lengths and depths to explain about how good operators, make very few errors if any whilst sending, But errors do occur both during sending and especially while receiving under various adverse conditions, he also draws our attention to some letters that we should keep to mind! As they may and can be mistakenly formed, or due to bad conditions appear to sound alike due to what we call dotting errors, for instance our mind can hear to many or to few dots.

## **Examples**

**H/5 S/H B/6 V/4 Z/7**

Hear in this example we tend to hear more than is actually sent,

On the receiving there is a tendency to hear signals as being shorter than they actually are,

**J/1 C/Y P/I J Z/Q W/I J W/P**

This is typical of letters that have this effect even to the Experienced operator

## **Rewarded**

In the past people were to be rewarded for their skills as a telegraphy operator by promotion, or even higher pay, but we as Radio Amateurs do it out of a sense of achievement and desire to improve our skills.

This is just one element of our hobby because we want to, yes want to, so with this let me bring yet again to our attention the thoughts of Bill Pierpont, that we should of course motivate and encourage the learner and not to look down on them, It not only gives me great joy to work a new comer, it also makes me feel pleased, to know that he or she is happy,

so with that in mind work at a speed that you feel happy and comfortable with, The key word is proficiency, work at a speed that satisfies our enjoyment and a pleasant speed which we feel is comfortable and a joy with, after all it's a hobby, yes hobby so have fun! And as they say, you only get out of anything what you are prepared to put in!

I am trying as often as I can so that I can improve my own ability to send and also to receive, any time that I can get,

I am sure that you fully understand that most craftsman use good quality tools in order to do a good job,

But what good is a good quality expensive saw to a carpenter who cannot cut a straight line? Or a **McElroy Bug** to the untrained?

So take up the challenge and try and improve your skills, and enjoy the skill and art of a radio telegrapher, share your skill and your love with others, and I hope to hear you and work you on the air

***Thanks Ray, Paul M0BMN***

### ***Club Project 2007 An apology***

Well a few people have asked me about what club project we will be doing this year , last year you may recall we built kits from the small wonder labs SW+ range of transceivers which are a great little set and from what I understand just about everyone that built one got theirs working which was great. I have had a few people fancy building something more complex and people have suggested that we could take on something by Elecraft , great but the cost of such a project is rather high and so um not going to order 30 off K2 kits out of my own pocket like I did with the SW+ kits. Having built the K2, K1 and the KX1 I would say that they are great kits for anyone that has some experience building, in fact if you built one of the SW+ kits last year and didn't have to many problems then you would be capable of building any of the Elecraft range, I started off building the K1 , then the K2 and finally the KX1 , the hardest one I found was the KX1, its very tight for space!

If you are thinking of a more challenging kit then you will be hard pushed to find a better kit than the K2 (or even the K1) they are really a super performer and I don't think you can beat one if you want a great CW rig. Have a look at their web site for more info.

<http://www.elecraft.com> .

I have my eye on another kit but again cost is a off putting factor, I will put a few a few circuits in the next few editions of things I have been playing with to keep the solder flume breathers happy. In this edition I have put a nice little practice oscillator circuit that I have recently built to work with the CQ-100 program (see further on in the newsletter) and that I now will be using for our test your Morse station at rallies.

If you missed out last year on the club project and want to find out more then have a look on the club web site as see the photo build story of my 80m SW+. You can still buy these kits if you wish but you will need to buy them direct from small wonder labs (not a problem at all) there web site is <http://www.smallwonderlabs.com> and the guy that runs the business (Dave) is a great chap and always ready to help if you have problems.

## **SOS on the North Atlantic by Gerrit PA3FOY**

From 1956 until 1964 I was Radio Officer on board of several Dutch merchant Navy ships. In 1957, my ship, the ss "Farmsum" (callsign PEBE which I still remember) was home bound Europe from a trip to the Gulf of Mexico.

This ship was an Empire, one of those mass produced ships built during the Second World War and equipped with a Triplex Expansion Steam-Engine, top speed 10 knots !

My radio installation was a 100 Watt Medium frequency transmitter, 70 Watts Short wave made by Philips, Main receiver a BC348, emergency receiver a straight cascade receiver H217U, home brew from the telegraph company Radio Holland with a spark emergency transmitter. So no problem in case of real emergency as this transmitter covered the whole MF band when tuned on the distress frequency.500 kcs.

In those years all low powered ships crossed the North Atlantic on a course South of the Azores Islands to avoid the hurricanes and the Autumn storms. In summer-time we did follow a more Northern track along the Great Circle.

Due to the low power of our ship we also crossed the North Atlantic on the Southern track on the day of the following disaster.

Actually we were already on a more Northern course than usual in this time of the year but this was due to a hurricane with the name "Carrie". She had chased already a few days and that is why we had chosen for that Northern course.

On the 21st of September 1957 I received an emergency SOS call from the German four mast barque schoolship "Pamir" which was in serious trouble and in a sinking position. a few hundred miles WestSouthWest of the Azores .

The unlucky guys had run full into the above mentioned hurricane Carrie.

There were more ships in the neighbourhood and all the traffic exchanged with the other ships was proceeded with **SOS**.

On this fatal day I had to use the SOS signal several times in order to organize a rescue action. A pity was that we did not hear the sinking ship anymore because maybe it was already sunk.

The rescue-leader assigned the most powerful ships for a actual survivors search and soon we received the message to continue our voyage due to the fact that our engine was too low powered.

Later on I heard that only six survivors were found out of a total crew of 86.

Gerrit PA3FOY Fists 3795

***Thanks Gerrit, unfortunatly the scan of the picture you sent in did not print well so i have not been able to include it but your article is very interesting without it anyway. Thanks again Paul M0BMN***

## CQ-100 a Internet CW Radio

Well I'm sure that this article will stir things up a little, some years ago when internet based "Virtual " Radio systems appeared for radio amateurs got people very heated under the collar saying that its not real radio, well its true that people could sit at the computer without any radio equipment and talk to other amateurs all over the world with out a radio at either end. In this respect it is little more than a internet chat room. Some systems like E-QSO and echolink did connect to radio systems that allowed the internet to be used to connect two radio repeaters together so someone driving around here in Wolverhampton with a 70cms radio could fire up the repeater and have their CQ call relayed across the internet and broadcasted over a large number repeaters in a number of different countries', if another chap is walking his dog in a park in Florida with his little 1 watt 2m handheld set to his local internet repeater your call will blast out to him and he can reply as if you where a local just using the repeater from a mile away. It's a easy way to work the world with using HF. While I'm sure many of you are already reaching for your pens to write a letter complaining I would just ask you to consider the case of a person that has been forced into sheltered accommodation and is now not allowed a HF antenna and so that weekly chat with a old friend in Spain as now be hit on the head, but thanks to internet "radio" its possible with just a cheap second hand handheld to continue talking to his friend.

Ok so far all these systems have been using voice, but now a relatively new system as been bought to my attention, this system is call CQ-100, it's a internet virtual radio system that gives access to 5 virtual HF bands



You can see the CQ-100 software gives the user the feel of using a real radio with a tuning knob and band selectors etc as can be seen above. To use the system its just a case of either clicking on a signal indicated on the spectrum scope display or using a mouse to scroll the tuning knob left or right to tune to any Virtual freq that you want, its very easy to forget that this is not "real" radio and at the end of the day does it matter id its not real radio as long as we are keeping CW alive!, you can use CW right out of the box so to speak, by clicking on the mode switch and selecting "Keyer" and checking what speed has been selected on the speed control your ready to go. Simple use the keyboard to type your over and machine quality CW will be now transmitted , you transmission is shown on the spectrum scope of anyone else listening so they only have to click on your signal to work you.

Now that's all fine if your happy using a keyboard to send CW but if like me you would rather use a straight key then more work is needed..... Read on....

Well I didn't like using a keyboard to send CW and wanted to use a straight key instead. Well CQ-100 as this covered too. Change mode to VOX or PTT if you don't mind clicking on the PTT bar to start your over and again to finish and switch back to receive, now you will need a Morse practice oscillator , I had a dig around and could not find one! After searching around the web I found a circuit for a simple one and built one to use with this program and for general use, to be honest it worked well and I have been very surprised with how much I like this application and the idea of being able to sit here at the dining room table and hold a CW QSO with out waking up my son who's bedroom is next to the shack. I know its not "real" radio but it is real CW and that's what counts in my book!

Now the bad news.... This system is not free. After the 90 day evaluation period as expired you will need to pay a annual subscription fee of \$35 (around £20) to allow you to continue using the system, after all the servers that run the virtual radio systems are not free. I believe that the cost is reasonable. In order to ensure only licensed radio amateurs can use the system you need to register and supply a scan (via post or email) of your validation document . Give it a try , at least for the free 3 months and see what you think. If like me you do not have a suitable oscillator why not build the one I have detailed below.

### **Leather Keyrings Now Available.**

We have just had made a number of nice leather keyrings with the FISTS logo on a metal tag, We can offer these for just £2.00 each inc postage.

### **Off the shelf QSL Cards**

Well many people have contacted me about QSL cards and told me that they want cards but don't want to have to design their own, OK so we have had some cards printed that have blanks spaces for your own information, since these cards are standard and not printed in batches of 100 we can get a much better price on them for our members. We are still offering the cards in batches of 100 to our members but can offer them at £7 per 100 inc UK postage (for full details see club sales page.)


### **Help !**

I must say it's a far better newsletter now we are producing a A5 booklet but it does have a downside. This new format eats articles and stories! I have used nearly all of the material I have been saving up for Keynote with this issue so if you have a article / Story / Picture etc that you have considered sending in now is the time to do it, lets keep things moving forward so put pen to paper and do your part.

Its been around a year now that I have been producing Keynote and I must say how happy I am to see that the club is growing and going from strength to strength. We have gain a good number of new members and many old members are coming back to us. Lets all keep up the efforts to make FISTS the CW club to be in!

## **What's better than a Elecraft K2? The K3 !**

Well I my opinion after trying many high end radios including the latest FT-2000 from Yaesu I honestly believe that the best radio for CW is the Elecraft K2, but I also enjoy a little digi mode work and general Short wave listening. Up to now I have had a second radio setup for general none CW use. Well that may be changing, on the 28th of April Elecraft announced the introduction of the new K3.



### ***The New Elecraft K3 180-6m, All mode, 10 or 100 watt 100 x 250 x 250 mm***

The K3 is designed to compete with radios in the \$6000 to \$12000 price class but will be available factory built for under \$2000 (around £1000 UK ) and up to around \$3000 with full options fitted (£1500 ish UK) its also available as a no-solder kit for a saving of a few hundred pounds if you want to roll your own.

The spec of this radio is amazing, you can even send CW to the radio via the key and have it converted into RTTY or PSK before the radio transmits it, any replies are displayed on the built in LCD display in scrolling text! or it will decode decent CW automatically in real time to the display, so if you miss a callsign all isn't lost. It uses IF DSP and selectable roofing filters down to 200Hz (yes that's the roofing filter not the DSP bandwidth!) .it covers 180-6m, all modes, 10 or 100Watt versions, built in Auto ATU and loads of bells and whistles or if you want to save cash you can order a more basic version starting at around \$1300 (£650) that can have the options fitted as and when you want them.

Have a better look at this radio at <http://www.elecraft.com>

I suspect that many K2 will be going up for sale!

The K3 is not available until July but early orders are now being taken. I guess it will be a while but I'm sure one will be finding its way to Wolverhampton ! (but don't tell Anne)

Hi My name is Edward, my mam Mandy looks after all the Stns in Wales, and all the SWL where ever you are, so please send stamps for your QSL postage to my mam and dad's house ( M0AVW) ( not mine as i might eat them).



I don't go on the QSL pony express run with my sister Berry, as i am too busy dancing about doing my Dressage, but i sometimes go Equine mobile with my Dad.  
Best 73's & 88's  
Edward Spence.

Hi all,

Hope you like this one of me and my horse, Berry she is ready to do the qsl run seeing as my 4x4 is in for repair. Got my handheld in my pocket ready to call CQ Equine Mobile hi.  
Chuck - M0AVW & Berry





## Tone Practice oscillator

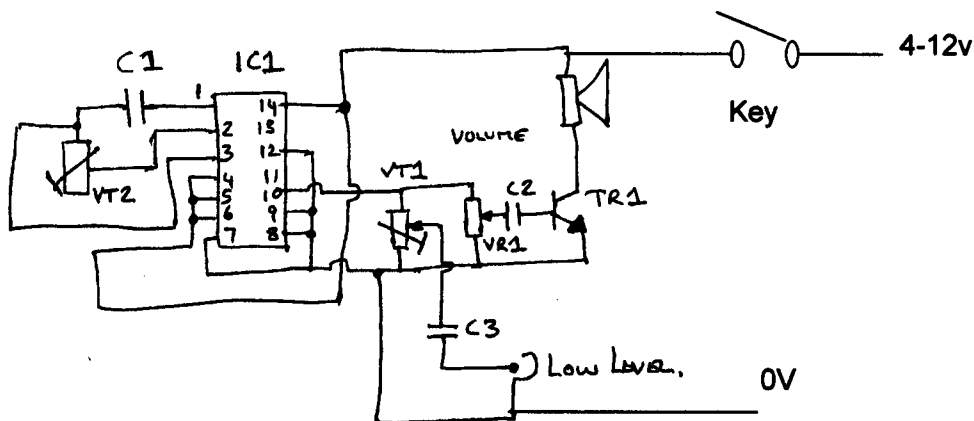
In order to use a straight key with the CQ-100 package reviewed above or if you just need to practice your CW then this little project is ideal for you. It's a simple to build low cost oscillator that has enough volume to fill a large room.

I was thinking of doing this as a club project and writing up the instructions etc to make up kits but lets see if people are interested in that or are happy to find the bits and bobs themselves. So do let me know if you would like this as a kit, IT WILL ONLY BE OFFERED IF ENOUGH PEOPLE WANT IT. So let me know and I will draw up a list.

Right off the mark let me say I take no credit for the basic circuit, its one I have found in many places on the web, most unreferenceed so I can not cite the source.

Its based around the standard multivibrator chip 4047 which is available from a number of sources. It's a square wave output so its not so nice as some expensive practice oscillators that generate real sine wave tones but that said it is more than suitable for our applications.

The Circuit (see below) as one trim pot to adjust the frequency of the tone and will give from below 400Hz to over 2 KHz, I set mine to 600Hz. Also we have two outputs, one at low level that can be used to feed a mic input on a PC or Handheld and one high level that is adjustable to drive a speaker.



The list of parts needed is as below:

C1 = 1nf Ceramic Disk    C2 = 100nf Disk    C3 = 100nf Disk

VT1 = 100K trim pot (10 turn is best)    VT2 = 1 M Trim pot

VR1 = 47K Lin Pot    TR1 = General purpose NPN (BC108/9 BFY 50/51/52 etc)

Speaker = junk box find, 8 – 50 Ohms    IC1 : 4047 (Maplins stock it)

Sorry for the poor circuit, it was quickly drawn just before the newsletter went to the printer but I'm sure you will follow it.

Cheers    Paul (M0BMN)



## **MEMBERS MUSINGS By Mark M0BLT**

### **TOPICS OF DISCUSSION FROM THE FISTS REFLECTOR**

<http://groups.yahoo.com/group/fistscw>

Hi all and welcome once again to another "round up" of discussions from the list. It doesn't seem that long ago since I was last tapping away at the keyboard preparing the first article!

#### **THE MEMBERS GROW**

Well I must start off by saying how pleasing it is to see the number of members who subscribe to the list grow. We now have over 325 members on the list, which is very encouraging! Ok perhaps not every single member is active on the forum but at least they're part of the community!

Don't forget, you only get out of something what you're prepared to put into it!

What I like most is the informal chatty atmosphere and dare I say, the fact that not all topics are radio related!

#### **"NAE MORE WHISKY!"**

One such topic was on whisky of all subjects!! From the "do's and don'ts" and to what is sacrilege when consuming the "water of life". The main debate was whether single malt whisky should be consumed neat or with water/mixer. All things read, I think the best advice must come from Phil G3XAP –

*"Having worked in the malting industry for over 40 years, I have visited more distilleries than most !!*

*Drinking whisky neat prevents you from enjoying the full flavour, as a 40% alcohol liquid saturates the taste buds. It is considered macho in some parts to take it neat, but why spend good money on trying to impress !*

*The only way to appreciate the true taste (and aroma) of whisky is to add about an equal quantity of water (preferably spring water).*

*For the whisky drinkers among you, try sniffing and tasting a neat malt whisky alongside the same whisky diluted 50/50 with water. The difference is amazing".*

Enough said I think! Ok so it's not radio but there were 20+ postings in this thread, so it proves that it was something about the topic that caught people's imagination! We also learnt something about Phil G3XAP and also received some good advice!!

## COLLECTIVE NAME OF FISTS

What would the collective word be for a group of Fists? Andrew FIST 9801 suggested the following-

"Would a group of FISTS members call themselves the soFISTicates ?  
Or, borrowing from the blacksmiths, how about a forge of brass-pounders ?"

David MOXDF came up with -

*"A dash of dotters?"*

Derek GOPPI offered the mixed bag of-

"a fister of FISTS, a key of FISTS, a bunch of FISTS, a chorus of FISTS, a pounder of FISTS, or even a Morse of FISTS".

Some interesting thoughts to say the least!! Have you any more suggestions?

### Poll Questions

How do you copy Morse code?

### Responses

Choices	Votes	%
I write everything down.	18	33
I make brief notes.	28	52
I read it in my head only.	6	11
I use a computer program to read it.	1	2

### Question

As certain conditions relax regarding licence requirements **in certain parts of the world regarding keeping a log, will you still keep a log/record of all your contacts?**

### Responses

Choices	Votes	%
Yes. I will continue to keep a log even though I no longer need to.	35	97
No. I will no longer bother to keep a logbook.	1	2

Some interesting results again, especially with regard to keeping a log!

Well that's it once again for this time round. I hope you're getting a flavour of what's going on within the group. There's a lot more that goes on but space is limited within these pages, so to find out more just follow the link and sign up!

## **From the Membership Sec'**

Hello From M0CDL, Firstly I would like to thank all that sent get well cards and well wishes during my recent stay in the Hospital, It was a very frightening time for myself and my family, I really thought this is it at times! But well on the way to recovery now! My chest is still very sore and so are my forearms, for those who are thinking, "what is he on about?!!" I had to under go a second Quadruple heart bypass, they had to harvest arteries from my arms because they already used the ones in my legs in the first operation, but that's enough about me! Lets get on with the Membership sec's ramblings! First I have a couple of Silent Key announcements to make, I Don't have dates, the first is:-

**Memb No 5581 G4LQO Bill.**

**And member No 9898 DF2OA/OZ1AJF Dieter.**

**Our thoughts are with the families and friends,**

**The list of new members is growing, New members since the last Keynote:-**

<b>12569 2M0MGY</b>	<b>Jim</b>	<b>12570 G4YFF Ernie</b>
<b>12571 M0RBG</b>	<b>Richard</b>	<b>12572 G3XOV Ron</b>
<b>12573 MM3WZL</b>	<b>Janet*</b>	<b>12574 M0ETY Steve</b>
<b>12575 M0XDF</b>	<b>David</b>	<b>12576 G0FEI Vic</b>
<b>12577 EA7FLE</b>	<b>John</b>	<b>12578 M1ETX Andy</b>
<b>12579 G0UYG</b>	<b>Andy</b>	<b>12580 G8JID John</b>
<b>12581 M1ARX</b>	<b>Simon</b>	<b>12582 MM0WST Derek</b>
<b>12583 M0VBY</b>	<b>David</b>	<b>12584 2E0AGQ Brian</b>
<b>12585 M3OEH</b>	<b>Tony</b>	<b>12586 M0TEH Tim</b>
<b>12587 MW3JNX</b>	<b>Mike</b>	<b>12588 G0KYX Peter</b>
<b>12589 M0JHA</b>	<b>Billy</b>	<b>12590 M3YGM Dennis</b>
<b>12591 M3USW</b>	<b>Penny</b>	<b>12592 MW0ZZD Peter</b>
<b>12593 G4ZAO</b>	<b>David</b>	<b>12594 2E0RNK Alan</b>

It's nice to see so many foundation licensees joining our ranks! A very big welcome, and also a very big welcome to the two ladies, M3USW Penny, and \* MM3WZL Janet is the xyl of John GM4WZL, I hope to join you on the bands soon I'm having a problem using my key at the moment! Please be kind to the new members as if I have to ask! But sometimes it's easy to forget, Always work at the speed of the slowest station, and the Golden rule:- Accuracy Transcends Speed! I think that's all from me for this edition, so keep pounding the brass! And I'll see you on the bands soon, vy 73 fer nw cu sn John M0CDL Memb'Sec Treasurer ..

# BRASSPOUNDER

For those in fists who enjoy a challenge

Hello To all.

These past few months have positively flown by.

Conditions have been mediocre to say the least for some participants, but I'm getting reports of a change in conditions and UK members are working across the pond to our US colleagues with QRP.

The "MIXED KEY WEEK" held between the 4<sup>th</sup> and 10<sup>th</sup> of March had a poor turnout I'm afraid, but well done and thanks to the members who did find time to support the activity. G4LHI came out on top with M5ABN in second position and well done to 2E0TEK and OH7QR for third and fourth places respectively.

CALL	POINTS
G4LHI	768
M5ABN	66
2E0TEK	40
OH7QR	20

The QRS and Ladder have attracted some new blood, and from emails I've been receiving, more members seem to be active during the "On air" time slots allowed in both the QRS and Ladder activities giving away their member numbers etc. Bear in mind that during these activities, they are an ideal way to meet members and collect the necessary points etc. for the awards available within FISTS. Think about submitting a log to me!

The activities have encouraged a husband and wife team to become active on air during the time slots.



Janet, MM3WZL has been busy with the QRS activity, and not to be outdone, husband John, GM4WZL has joined the ladder and put in an excellent score for March. John has shared with us their passage in to amateur radio; Read on.

"I started to learn for the RAE in 1982 with Janet supporting me. We both then got interested in radio! When it was time to sit our city and guilds exam in 1983 Janet could not attend. I was successful and received the call GM1AVV. When I started to learn CW, Janet helped me again. In 1984 I passed the 12wpm Morse code test and received the call GM4WZL.

I had a Stroke in 1989 and was off the air for about 10 years so Janet decided not to sit the old RAE. In 2005, an old friend, Len, GM0ONX came to see how I was and he talked me in to setting up my radios that had been boxed for all this time. After setting the station back up, I had to start to learn CW again.

One day on 40 metres, I was calling CQ, and Peter G4LHI came back to my call. That was one of my first QSO's in 10 years. Peter sent me an email and that was how I got to hear about the FISTS CW club. The boys and girls in the society have been very good and understanding.

March 2006 saw Janet sit her foundation exam and she passed with flying colours, and managed to get the MM3WZL Call. We have had good fun since Janet passed her exam; my old radio friends get mixed up with us now. I was in QSO one day and a friend came on to let me know that there was a pirate station in the Galston area using my call! Now they are trying to work the two of us at the same time! Janet has entered and is enjoying the postcode competition, and of course the DX she's working! Enclosed are a couple of images of us.



identally, I received this report from Janet with her QRS log for March, which shows that CW is still attracting newly licenced amateurs to our part of the spectrum

"Not to good this month, the bands were in poor condition, heard a lot of stations call me but just couldn't get them out of the noise, had a long qso with a new station, IK2TYP. It was his first qso on cw he was saying so I kept it going as long as I could and he thanked me for that. He got his licence in March 2006 the same as me"

Here's where we can all help with the continuation of the mode, I know that many members enjoy sending "CQ" at a comfortable pace, but, spare a thought for the nervous newcomer to our mode, calling "CQ" tentatively (It doesn't matter if they are, or if they aren't a member of our society) We need to remember our Motto; "Accuracy transcends speed, courtesy at all times"

Lets take a look at the results tables for the first three months of 2007. Firstly the QRS Activity.

Call	Ja	Fe	Ma	totals	Class
G4LHI	26	26	27	79	4 QRO
M5ABN	23	17	30	70	4 QRO
M0CDL	6	17	0	23	1 QRP
MM3WZL	0	13	8	21	2 QRP+
M0JRQ	0	0	9	9	3 MIXED
G8XGQ	4	0	0	4	3 MIXED
2E0AYQ	2	0	0	2	1 QRP

G4LHI and M5ABN battling it out in the QRO section, While M0CDL And MM3WZL hold firm in the QRP and QRP+ respectively. Welcome to M0JRQ who takes the lead in the MIXED Category.

And now the Ladder Activity

CALL	JAN	FEB	MA	TOTAL
M5ABN	35	46	44	125
G4LHI	33	40	47	120
G6GUN	26	30	32	88
IK2RMZ	4	11	20	35
OH7QR	14	4	16	34
M0DRK	13	8	10	31
2E0TEK	8	0	14	22
GM4WZL	0	0	21	21
2E0AYQ	9	0	10	19
G8XGQ	6	0	0	6
PA1SOP	6	0	0	6
M0JRQ	0	0	4	4


Again, M5ABN and G4LHI go head to head with G6GUN poised in third place. Welcome to GM4WZL and M0JRQ

And last but not least, the WARC Activity.


F2YT still holds the lead despite not submitting a log for March, with G4LHI in second place. K4UK is doing extremely well with his QRP operation. Welcome to the FISTS US club station W4FCR, which will be operational as when times and operators permit, don't forget, for the people who are working for awards within FISTS it's worth three points!

I thought I'd show you some images of the members who were successful during 2006. I've christened them the "Rogues Gallery" or "Faces behind the Keys"


First up are Peter, M5ABN and Peter, G4LHI with their award certificates earned during 2006. Both with the Activity ladder and WARC Challenge.




M5ABN



G4LHI



IK2RMZ/DL1GBZ




G6GUN

Above are Martin, IK2RMZ/DL1GBZ and Bob, G6GUN. Again both successful during 2006. Martin with the WARC Challenge and Bob with the Activity ladder.



Here we Have Erkki, OH7QR And Stan K4UK. Erkki and Stan were both participants (As were the others) In the G3ZQS Challenge. Erkki is pictured with his "Mixed" award certificate, and Stan is pictured with the G3ZQS Trophy. Stan was the overall winner of the 2006 G3ZQS Challenge, and is entering this year with QRP power levels to set himself the extra challenge!

Also, I've been chatting via email with Goeran, SM0PMJ #10899 who has asked me to let you know that he's working towards his silver award, he has 30m and 20m inv. Vee's and is listening for FISTS members on both bands. He will be happy to exchange numbers and grid squares with members. Goeran tells me that he's a retired senior state geologist, and although using beam aerials for some 20 years, he prefers using wire aerials. He sends an image of himself and his lovely QTH at Vallentuna, Sweden.



That's about all from me for this quarter. Hope you'll get on and join the activities within the society. Here's hoping we'll get more members on air during 2007. Keep "Bashing the Brass"

73, Robert. M0BPT



## **Soon to be available items:**

**Audio Practice CD's**

**5-10 WPM CD , a mix of random chars/Numbers and real QSO sessions (60-70 mins)**

**12- 17 WPM (as above but different QSO's so no cheating!)**

**20-25 WPM (again as above)**

**Advanced practice disks at what ever speed you require (Special Order)  
Other items will be made available in due course let us know what you feel we should be offering.**

**When these are ready the club web site will be updated with full details.**

## **The Last Word**

**Well that's the end of the Summer Edition, as I write this the sun is shining and the temperature is around 20 deg's C , not bad for the first week in May!**

**I Hope that you all have a good summer and get chance to get on the radio and work some FISTS.**

**Its also a year now that Geo has left us. I still get many people telling me how much they miss him, The club would not be here without him and many of our members would not be actively using CW without the encouragement he gave them over the years. I hope he would be happy with the direction that the club is going and the changes that have been made in the last year. I'm sure that with your help we can help FISTS to grow into the number 1 CW club in the world and something the Geo would be proud of !**

**I would just like to ask that you consider putting together an article for the Autumn edition, it can be just a few lines or a number of pages, with or without photo's. This new format newsletter uses up loads of material and I'm running on empty so lets keep the newsletter full and send me your articles.....Please !!**

**Send you stuff to**

**Paul Webb  
FISTS Editor,  
40 Links Road,  
Penn,  
Wolverhampton,  
WV4 5RF.**

## Club Sales Page

Welcome to the club sales page.

We have a few items that are now available for members



Hard enamelled badges £2.00 inc postage.





Car window Stickers (Vinyl stick inside the glass) £1 each inc Postage



QSL Cards (with your own custom design on the front) £12.50 per 100 inc postage



Standard FISTS QSL Cards, fill in your own details. £7.00 per 100 inc Postage



**NEW** Leather Key Rings  
£2.00 inc Postage



For a better look at these items go to the FISTS web site

[www.fists.co.uk](http://www.fists.co.uk) and follow the link for Club Sales.

Orders can be placed now and sent to:

**Anne Webb**  
40 Links Road,  
Penn,  
Wolverhampton,  
WV4 5RF.

Cheques should be made payable to FISTS.



# FISTS DOWN UNDER

## Newsletter – June 2007

Editor & QSL Manager for ZL: Nigel Hardy, ZL2TX, P.O. Box 15078, Otaki Railway, Otaki 5543, New Zealand. Tel: 06-364-6339

Newsletter Distribution & QSL Manager for VK: Chris Thompson, VK2CTN, P O Box 178, Wellington, New South Wales 2820, Australia.  
Mobile Tel: 0407-249-474

Membership/Awards Liaison: Ralph Sutton, ZL2AOH, 12c Herbert Gardens, 186 The Terrace, Wellington 6011, New Zealand. Tel: 0-4-473-0847.  
Fax: 0-4-473-0848

QSL Manager for ZL6FF: Nigel Hardy, ZL2TX at address above.  
QSL Manager for VK2FDU: Chris Thompson VK2CTN at address above

Address e-mails for all the above persons to: <[fists-down-under@ihug.co.nz](mailto:fists-down-under@ihug.co.nz)>  
Web site –: <<http://www.fistsdownunder.org>>



### SUGGESTED FISTS CLUB H/F CALLING FREQUENCIES

1.808 MHz (160m) – 3.528 MHz (80m) – 7.028 MHz (40m) – 10.118 MHz (30m) – 14.058 MHz (20m)  
18.085 MHz (17m) – 21.058 MHz (15m) – 24.918 MHz (12m) – 28.058 MHz (10m)

Members are reminded that the above frequencies are suggested calling frequencies. If they are busy, it is suggested that once you establish contact with a station, it may be prudent to change frequency down the band, avoiding other calling frequencies of known clubs.

### FISTS IN THE ANTIPODES IS NINE YEARS OLD

This is the start of the tenth financial year of the FISTS VK/ZL Chapter. The usual annual report and financial statement for 2006-2007 will be completed as soon as possible and will be sent out immediately to members receiving the newsletter by e-mail. It will be included with the snail mailing of the July 2007 FISTS Down Under.

### DOWN UNDER MEMBERS' NEWS

We continue to receive voluntary donations from members when they are renewing their subscriptions. This month thanks are due to ZL1WT-Bernard #9065, VK3TX-Deane #9664, VK5BSC-Brian #9601, VK4AW-Frank #9639, ZL2BSJ-Wilbert #9637 and VK5GX-Paul #9634.

*It is largely through the generosity of members that we are able to keep our subscriptions at the same level. New Zealand Post is increasing charges from 1 June 2007, but we will absorb the small extra cost.*

We are sorry to report that ZL2CD-Bill #9002 is still very ill in Wellington Hospital. He has been visited by FISTS members and has been told that everyone wishes that he will be able to return home soon.

### OTHER MEMBERS' NEWS

M0JXO-Chris #12540, G3JFS-Peter #8985, G3ZOD-Graham #11976 and Deni-F5VJC #2817 have joined the several hundred overseas members who receive FISTS Down Under by email.

M0AVW-Chuck #2816, the UK QSL manager, had bad news to report. His two sons were injured in separate vehicle incidents but are hopefully well on the road to recovery. Chuck, himself, managed to crack a couple of ribs when on his bicycle and he too is better. *Try sticking to four wheels in future, Chuck!*

### PAYPAL PAYMENTS

*The following are the instructions for making PayPal payments to FISTS Down Under. They will appear on the back of all renewal notices, commencing this month.*

In your Internet browser, go to [www.paypal.com](http://www.paypal.com)

Go to "Member Log In" - Check into PayPal – New customers will have to complete registration

Click on the tab "Send Money"

On the "Enter Details" screen, in the "To" box enter [fistsdown-under@ihug.co.nz](mailto:fistsdown-under@ihug.co.nz)

Enter the amount

Under "Currency" scroll down to AUD (Australian dollars) or NZD (New Zealand dollars) as appropriate

Under "For" click "Service/Other" – Then click on "Continue" to bring up the next screen, where you can check that all is in order before proceeding.

On the "Review Your Payment" screen, please leave a message with your Call, name and FISTS number, so we know who to credit.

When complete, Click "Send Money"

*We hope that this facility will prove useful. The PayPal web site has comprehensive help coverage. However, if you still need help, please contact us by phone, e-mail or post.*

### **A TRUE MORSE CODE STORY**

By Mary Reed

© Highland Community News, Highland, California

Grandma and Grandpa King invited an important man to their home in Bozeman, Mont. There was some sort of business the men were interested in negotiating. To Grandpa, who like Grandma was on the podgy side, this tall guest was a Superman, though the cartoon hero had not yet been invented.

As the evening wore on, the three of them talked for hours. Poor Grandma. Not only had she worked hard to prepare the meal, but now felt she must carry her part of the conversation. She was as tired as a mamma cat that has just dragged 9 baby kittens to a new hiding place.

In earlier days, Grandpa had worked in an office that regularly received messages in Morse code. He had practiced at home using a table knife inserted between the tines of a fork to tap out sentences.

Grandma helped him, using the silverware in the kitchen. She sent him commands like, "Bring home some fruit for Phoebe." That was my mother's name. And she as a little girl, (the youngest of 5 children) must have watched and listened. During my childhood she would pick up the cutlery and tap out a sentence every once in a while. Then she would proclaim - "Dat, ell dat, ell dat, ell dittle!" At this point I have no idea what it meant. Anybody know Morse code?

Back to the Dinner Party.

There's this long-winded guest and my dear weary Grandma. The cousin who related the story to me had lived with Grandma in the older woman's later years, and had recorded many a yarn which showed in her a streak of playfulness and a great sense of humour.

Picking up her knife and fork, Grandma softly signalled to Grandpa, "I'm very tired and I wish he'd go home."

Grandpa's knife and fork sent back his emphatic agreement.

Then the guest picked up his own knife and fork and tapped out in perfect Morse code, "Don't worry. I'm going now."

### **SANGSTER SHIELD 2007**

FISTS members were prominent in New Zealand's annual 80-metre, QRP CW contest on the nights of 19 and 20 May 2007. It was a pleasure to hear wall-to-wall Morse signals at the bottom of the 80-metre band, something that seems all too infrequent nowadays. Looking through old Sangster Shield logs, it appears that as participation has not declined and it is hoped that even more of our members will join in, in future, to boost participation to new heights.

### **WHAT'S ON THE AIR?**

*We've had Islands, Castles, Towers, Lighthouses & Lightships, and Submarines on the Air. But this is a new one!*

#### **International Pumping Stations on the Air**

A special event is to be held on the UK August bank holiday called "Pumping Stations on the Air".

You or your club, along with your local pumping station are invited to take part in the first International Pumping Stations on the Air weekend. This will take place on Sunday 26th and Monday 7th August from 10.00 to 17.00.

The intention of the event is to set up amateur radio special event stations at as many of the pumping stations as possible throughout the whole world. The scope of your station is entirely up to you, as is the choice of pumping station.

Burton upon Trent Amateur Radio Club will be at the Claymills Pumping Station on that weekend. For more information on how to register visit the Burton upon Trent ARC Website at [www.burtonarc.co.uk/pump.htm](http://www.burtonarc.co.uk/pump.htm)

*It's an opportunity to bring your old pump key out of storage! We wonder what they will come up with next. (The time doesn't indicate to which zone it relates!)*

## **"OPERATION UNION JACK"**

By Ken Begg, ZL1BEG # 9098

The year 2006 was declared by the New Zealand Government to be the "Year of the Veteran", and among several initiatives, a War memorial was designed and built in Palmerston North, shipped and erected in London's Hyde Park.

In August a ballot was held to select 32 Veterans to attend the dedication by Her Majesty the Queen on 11<sup>th</sup> November, and I was lucky to have my name drawn. After I had forwarded my passport, a Doctors' clearance, and a United States Visa, the Department of Veteran's Affairs forwarded details of departure, itinerary, hotels etc for "Operation Union Jack".

Travelling with us in one R.N.Z.A.F. 757 jet were four Members of Parliament – Judith Tizard, Peter Brown, Heather Roy and Judy Turner plus various Army, Naval and Air Force chiefs, and a Maori Cultural group. The second R.N.Z.A.F. 757 jet carried members of a trained Colour Guard of Army, Navy and Air Force personnel, plus a Band of selected Service Instrumentalists.

The combined party of about 280 persons departed from the R.N.Z.A.F Base Ohakea on 5<sup>th</sup> November, under a media frenzy and various speeches, flying to Cairns to refuel, then a near seven hour flight to Penang in Malaysia where we were bussed through rush hour traffic to overnight in the luxurious Evergreen Laurel Hotel, awakening in the early morning dawn to a Mullah calling the faithful to prayer, and a gorgeous golden orange sun. Observations – outdoors very humid, traffic nearly 50% mopeds carrying one or two riders, traffic rules disregarded, lots of outdoor highly patronised cafes, and strangely enough a complete absence of flowers.

Taking off the next morning at about 9am, we settled down for the seven hour flight across India at 36000 feet, to our next overnight stop at Bahrain, nearing which we could see many oil tankers lined up, like schools of fish, awaiting berths around the various oil ports. Any moving vessels in the shallow waters - stirred up large clouds of sand. Ensconced in the magnificent Crown Plaza Hotel in Manama, we noticed much new construction, 36 degree C heat, badly kept footpaths and everyone but us, in white robes and luxury cars.

Leaving the next morning we flew over Saudi Arabia, (avoiding any proximity to Iraq), noticing hundreds of brown and green circles dotted everywhere in the desert, obviously oil wells. Flying up the Red Sea, over the Suez Canal and Egypt, the Pyramids and Alexandria, to refuel at Souda on Crete. Flying on over the Mediterranean, Italy, Cote d'Azur and the French Alps, we finally landed late afternoon at the Royal Air Force's largest station at Brize Norton, near Oxford, about an hour and a half bus trip from London. Ice freezing the luggage hold door caused a long delay in retrieving baggage.

Selfridges Hotel, situated right in the heart of London, was our roost for the next six days, where we were warmly welcomed by an ex - Wellington Manager, with a glass of brandy or sherry. Much entertainment was organised for us, and over the next few days, bus tours around the usual tourist sights, visits to the Imperial War Museum and Churchill's wartime bunker held our interest. Also the New Zealand High Commissioner hosted a reception in the Penthouse of New Zealand House, with N.Z. wines and finger food. Various B.B.C. and Radio New Zealand interviewers plied their microphones. Absolutely the best view of London, in London.

On Saturday the 11<sup>th</sup> November, Prime Minister Helen Clark, hosted a morning tea for the Veterans in our Hotel, (dress No. 1's with medals), before we travelled to a spot besides Hyde Park, preparatory to marching to our seats among the 3000 invited guests, for the various speeches, (Helen Clark, Tony Blair, H.M. The Queen), the Colour Guard Royal Salute, the Maori Cultural Group performance, and Dave Dobbyn's "Welcome Home".

After the Dedication by Her Majesty the Queen and various Wreath laying, we left to line either side of the Queen's exit route to her magnificent limousine. The Duke of Edinburgh, Prince William and Countess Camilla, passed by on the far side whilst Her Majesty the Queen, Prince Charles, Princess Anne and her husband Tim, Cherie and Tony Blair, strolled down my side. All of whom I felt very honoured to meet, on behalf of all the Veterans past and present.

Afterwards we were hosted at the Royal Air Force Club, with the usual wine and edibles, meeting celebrities. Meeting a slight young woman Flight Lieutenant wearing "Wings", I asked her what aircraft she flew. Her answer was "Tornado fighters". During the Dedication one of our 757 jets flew over, right on cue, in formation with three Tornados. Was she flying one? War is no longer a man's world. I should mention here that the co-pilot of our 757 was also a young woman.

London observations – construction and re-construction everywhere, multi cultured population (we even met a Rarotonga lad in Oxford Street) hotel staff mainly East European girls, amazing public transport, an hour and a half wait to clamber on the "London Eye", cool weather but no rain.

Only three of us Veterans took the opportunity to march in London's Memorial Day on November 12<sup>th</sup>. Gathering on Horse Guards Parade, we were joined by three ex-pats, one of whom manages the Royal cars in the Palace. Approximately 10,000 British Veterans of all ages marched along Whitehall and gathered around the Cenotaph. On the stroke of 11a.m. a cannon fired as Big Ben chimed the hour. From what had been a babble of chatter, absolute silence reigned for the next two minutes. After the various wreath laying ceremonies, we marched off to the absolutely magnificent military bands.

Leaving the next day to return home, we flew to Halifax, Nova Scotia, to overnight, then flew on over the Rockies and Sierras, to refuel in San Francisco. Another long flight - Stopping overnight in Honolulu, before finally arriving back in Wellington on the 17<sup>th</sup> November. During this operation, R.N.Z.A.F. 7571 flew 43,162km, for 56.3 hours, used 223,000 litres of fuel, at maximum height of 38,000feet, at a ground speed of 1,020kmh.

Here I must pay tribute to all concerned in this operation, the Department of Veteran's Organisation, the three tour guides who untiringly and expertly shepherded us 32 Veterans, and the absolute First Class service by the R.N.Z.A.F. flight crew who kept the food and drinks (non alcoholic) coming.

A documentary of this trip was filmed by Gaelene Preston and her crew, which is currently being cut and edited and will screen early this year, possibly around Anzac Day.

For further information check: -

<http://www.mch.govt.nz/projects/memorials/london-media-gallery.html>

<http://www.act.org.nz/news-article.aspx?id=27687>

### FISTS DOWN UNDER BEST ARTICLE AWARDS

#### EDITORS' CHOICE

You will possibly remember that two digital alarm clocks were donated to FISTS Down Under to be awarded to the two members submitting the best articles during the period May 2006 to May 2007. As Editor I was asked to carefully consider all submissions over the past year. What a hard task, as many articles were exceptional and I spent many a good afternoon re-reading them all. Having decided the winners I asked Ralph, ZL2AOH if he was in agreement, having mentioned my reasons. He was!

#### DIGITAL ALARM CLOCKS

**"807 Crystal Oscillator" – Peter Byam, ZL2JJ # FISTS 9624**

**The Attraction of QRP" – Grant McDuling, VK4JAZ # FISTS 9635**

Peter did a tremendous job of writing his article and presented the circuit diagrams in such a way that it made my job of placing it in the newsletter easier. I am very impressed at what can be made out of the junk box and I appreciate the amount of effort he put into his article - Ed

Grant in his article "The Attraction of QRP" made me aware that not all FISTS use High Power. Indeed there are a lot of QRP members amongst us and we should carefully listen for them. I hope you will! I was amazed at just how many FISTS I could work with just 5 watts QRP having read his article! -Ed

#### EDITORS' SPECIAL AWARD

#### Free Subscription for One Year - to FISTS Down Under membership.

Two articles that to my knowledge have never been published before caught my attention. Unfortunately they just missed out on the stipulated time frame. The two that I was very impressed with, appeared in the April 2006 newsletter and so it has been decided that a Special Award is to be made to the following members: -

**"Memories of Antarctica – Scott Base – ZL5AI" – Bill Deverall, ZL1VS # FISTS 9603**

**"Where have all the FISTS gone?" – John Kirk, VK4TJ # FISTS 9080**

Bill did a great job of recounting his memories of Scott Base and I thoroughly enjoyed reading his article. If only I could have been there myself. I can imagine the pile ups when he signed ZL5AI. They would have been tremendous! -Ed

John in his article brings up a good point. Where have they gone? I think we must all concentrate on more activity on FISTS nets and more importantly try to encourage and assist newcomers with Morse proficiency. -Ed

Finally, to those who missed out on an award, your articles were very much appreciated. Do please send more of them in. Thanks to all who took the time to contribute, for without your input there would be no newsletter – Ed



# FISTS DOWN UNDER

## Newsletter – July 2007

Editor & QSL Manager for ZL: Nigel Hardy, ZL2TX, P.O. Box 15078, Otaki  
Railway, Otaki 5543, New Zealand. Tel: 06-364-6339

Newsletter Distribution & QSL Manager for VK: Chris Thompson, VK2CTN, P O  
Box 178, Wellington, New South Wales 2820, Australia.  
Mobile Tel: 0407-249-474

Membership/Awards Liaison: Ralph Sutton, ZL2AOH, 12c Herbert Gardens,  
186 The Terrace, Wellington 6011, New Zealand. Tel: 0-4-473-0847.  
Fax: 0-4-473-0848

QSL Manager for ZL6FF: Nigel Hardy, ZL2TX at address above.

QSL Manager for VK2FDU: Chris Thompson VK2CTN at address above

Address e-mails for all the above persons to: <[fists-down-under@ihug.co.nz](mailto:fists-down-under@ihug.co.nz)>

Web site – <<http://www.fistsdownunder.org>>



### NEW MEMBERS

This month I am very pleased to report that we welcome six new members to FISTS Down Under. They are: -

**Mark Vincent, ZL1ROK #9674**, who lives at Dairy Flat just to the north of Auckland. Mark says: I first obtained my license in late 2000, and generally prefer CW. I'm in my mid-forties, and manage to occasionally squeeze amateur radio in between commitments to family (wife / daughters), work (telecommunication sales) and sport. - I work HF only, mostly 80m and 20m. My main radio is a TS940, and I also use a Small Wonder Labs 80 kit for QRP work - really enjoyed the recent Sangster Shield contest. I only use a brass key (not too good yet with the paddle / keyer!!). - I'm looking forward to QSOs with other FISTS members and maybe even getting a start on some of the FISTS awards!

Another new member is **ZL1DAC - Charlie Moates #9675** from Maungatapere, near Whangarei. Mark's, Roy's and Charlie's memberships are the result of on-air contacts with ZL2AOH-Ralph #1073 during the recent Sangster Shield Contest.

Across the Tasman we welcome new member **VK3EQY - Elaine Foster #9676** who lives in Glen Waverley, a suburb 20 km from Melbourne CBD. Elaine sent us this entertaining self-profile: Oh dear. This goes back to the Last Century! - When I was 13, a very long time ago, in a distant country far across the Sea, I received my amateur radio license, as result of much help from a dear uncle. In those distant days we built our own equipment, so I did that with the help of friends, using 'Surplus' equipment. Eventually I got married, moved to this wonderful country, and raised a family – no time for radio. But I did transfer my license to Australia. Now my children are all grown, and I am alone, so I thought that it would be fun to go back to amateur radio. I have actually kept my license current all of these years (at immense expense!)

But how it has changed! Hardly anyone builds major equipment any more, and so much is commercialised, and standards have fallen to allow the hobby to survive. So, I thought that I would go back to CW as the 'last refuge of the competent', so here I am. From what I have heard, I had better hurry before CW disappears entirely!

On the other hand I have been distressed to hear that the brave practice of manual sending and receiving of Morse has been nearly replaced by computerised systems of both sending and receiving. Where is "amateur" radio in that mélange? I shall use a bug key and receive code the hard way. Whether or not this is practical, we shall see. At least I shall give it a go...

I joined the Eastern Mountain and District Radio Club (what a mouthful!), one of the very few women there, alas, and through them obtained a commercial TS 520-SE to rejoin the community of amateurs. Through them I was contacted by Warren, VK3LX, who offered me a very nice 'bug' key, and wonderful support in this scary Endeavour. And it was he who told me about your group, so here I am!

A couple of years ago my home burned down, and since then I have been accumulating useful electronic 'junk', and now I have a big house where I can put it all. I hope to make a hobby room and a place to operate amateur radio, and swat up on my Morse. It is all terribly difficult, but I'll get there, one day!

The next newcomer to report is **VK3LX - Warren Moulton #9677** who, coincidentally, also lives in Glen Waverley and is mentioned in Elaine's profile above.

Joining is **ZL1WI - Roy Milam #9678**, from Oratia in the Auckland conurbation. Roy gave us this information: - I was licensed in April 1948, nearly 60 years ago and first operated with a modified ZC-1. I was lucky that a close friend Norm ZL1ST, a keen CW operator, encouraged me to use Morse. Norm had a flair for CW that I could never equal. - In later years hearing problems made serious phone operating difficult and I tended to use CW more. - If you have operated in the Jock White Field Days, my call sign will be familiar to you. I have been entering ZL1WI in the field day contest or over 20 years.

Last but not least as we go to press is **VK3PC - Jim Linton #9679**.

(I hope to be able to bring you profiles on Charlie - ZL1DAC, Warren - VK3LX and Jim - VK3PC at a later date! Meanwhile, to all of you - "Welcome Aboard" - Ed)

### DOWN UNDER MEMBERS' NEWS


We continue to receive voluntary donations from members when they are renewing their subscriptions. This month thanks are due to ZL1BAV - Charlie #9642, ZL1BDG - Frank #9014, ZL1PC - Paul #9073, ZL2AMM - Stan #9023, and ZL3HAM - Tony #9015.

News about ZL2CD-Bill #9002 is that he is still very ill. He is now in the rehabilitation unit at Kenepuru Hospital, about 20 km north of Wellington. Bill sends thanks and 73 to all his well-wishers.

V85GD-Greg #9075 writes from Brunei: - For those of you who remember Tony Hancock of television fame, there is a link on YouTube to his famous Ham Radio episode <<http://www.youtube.com/watch?v=59336LjDfQo&mode=related&search=>>

Episodes are split into three parts. Clicking on the button at the right hand end of the "Pause Playback" control panel gives full screen picture.

### OTHER MEMBERS' NEWS



GORDO - John #6459 owns the key in the illustration. He is interested in knowing its origin. If any of our readers can identify it, please let us know and we will pass on the information to John.

K6DF - Dennis #3076, the FISTS Awards manager, has for some time been suffering severe back pain. He had an operation on 15 June (NZ time) and Dennis' wife Pam has reported that it was a success and the he was able to walk straight away without pain. We hope that you have a quick convalescence Dennis.

EI7GW - Joe #8938 writes that he has a new Kenwood TS570 DG complete with a good selection of CW Filters. Conditions have not been good to Down Under lately. Hopefully they will improve and my filters will be put to good use!

### WEIRD & WONDERFUL ANTENNAS

By Ralph Sutton, ZL2AOH #1073

A recent e-mail reported a weekend event in the United States that promoted the use of unusual antennas. - One responder on the Kiwi DX reflector reported being involved in the transmission of signals using an antenna constructed from beer cans. (It didn't specify empty or otherwise, or the intelligibility of their signals!)

This got me thinking about some of the unusual antennas I had met on the air and three came to mind.

The first was in Hawaii where the operator lived in an area where antennas were strictly forbidden. He overcame this by replacing all his plastic guttering with copper, which radiated excellently.

A New England operator lived on a relatively small plot. To overcome that, he ran a long wire that passed through a hole bored in a large tree. I am not sure whether the tree attenuated his signals. It would be interesting to know how he compensates for the growth of the tree; reaming out the hole or realigning the antenna?

The third unusual antenna was in Chicago. The operator lived high up in a huge apartment block on the shores of Lake Michigan. His antenna was a vertical on the roof, some 1000 feet (305 metres) above ground level. Is this a record for a vertical? (My dipole at 45 metres above ground is small fry!)

It would be interesting to hear whether any of our readers can recall any other unusual antennas.

### SUGGESTED FISTS CLUB H/F CALLING FREQUENCIES

1.808 MHz (160m) - 3.528 MHz (80m) - 7.028 MHz (40m) - 10.118 MHz (30m) - 14.058 MHz (20m)

18.085 MHz (17m) - 21.058 MHz (15m) - 24.918 MHz (12m) - 28.058 MHz (10m)

Members are reminded that the above frequencies are suggested calling frequencies. If they are busy, it is suggested that once you establish contact with a station, it may be prudent to change frequency down the band, avoiding other calling frequencies of known clubs.



POP QUIZ TIME

Quizmaster John Kirk, VK4TJ/VE6XT # 9080

All right, you wise guys 'n girls – who invented the Morse code? Was it:

- a) Charles Wheatstone
- b) Samuel Morse
- c) Alfred Vail
- d) Alexander Bain
- e) Friedrich Gerke

The answer is much more difficult than the question. We need to split quite a few hairs to get to the bottom of this, but if you answered A, C, D or E, you were certainly closer to the mark than those of us who opted for the obvious answer "B". Here's why:

Charles Wheatstone (who popularised, but never claimed to invent the Wheatstone bridge), had a commercially successful, working "long distance over wire" signalling system 6 YEARS before old Samuel shipped his application off to the Patent Office. His device involved a galvanometer needle pointing type device that was actually the world's first direct code reader. Output could be transcribed by anyone who could read the alphabet – no skill required.

Old Sam got off on the wrong foot entirely, devising a numeric code for every word in the English language. Think about this for a second. Under the steely gaze of an ACMA examiner, you are madly flipping through a 10,000-page book. Dam! Did he send #1842, which means, "attack", or #1843, which means "retreat"? Could make a difference! Samuel's code was, needless to say, a non-starter. A blisteringly fast operator could achieve, at best, 2 WPM, including lookup time.

Interestingly, Samuel's initial telegraph apparatus never even allowed for the possibility of "head copy", laboriously inking the characters onto a moving tape. Morse was somewhat dismissive of early telegraphists who claimed that they could distinguish the sounds the apparatus made, and transcribe them to paper faster than the inking machine could do its magic. Time is money in the telegraph business, however, what with limited copper strung about the place. More messages = more revenue, and so the telegraph "sounder" evolved. Morse, by the sound of it, has a severe case of "NIH Syndrome" (Not Invented Here!), and it fell to his employee, one Alfred Vail, to perfect the sounder, as well as redesign Morse's sending key, which was apparently carpal tunnel syndrome waiting to happen.

Those were not the only contributions Mr. Vail made. In letters to Vail, Samuel grumbled about the relatively slow throughput of his invention. Alfred quickly came up with a schema where each letter, number or punctuation sign would be represented by a series of dots, dashes and spaces, and spent a fruitful afternoon with a copy of the New York Daily News figuring out which letters of the English language occurred most frequently, and assigning them the shortest codes. Note that his code relied on either short or long spaces inside characters, so was not the Morse Code we know and love today, but rather "Landline", "Continental" or "American" Morse. As is typical to this day in employee/employer relationships, Mr. Vail got short shrift on the patent application – his name does not appear anywhere, though he clearly was the visionary on this project. The kindest thing we can say about old Samuel is that, as an inventor, he made a great portrait painter.

Alexander Bain, another inventor working about the time of Morse & Vail, was another electric-pen-to-paper hard copy man. He removed the annoying internal spaces from Vail's code to be more compatible with his "chemistry set" circular disk recorder. Unfortunately, at least 19 different iterations of the "Bain Code" have been preserved for history – evidently Bain could not resist tinkering with it. He would not have been popular with hams – bad enough to learn the code once, but 19 times!

It fell to Friedrich Clemens Gerke, a German working a very early telegraph circuit controlling shipping traffic in North German harbours, to perfect the code we now know as "International Morse" in 1848. There are subtle differences in the way we use it today (curiously, his code had no "J", even though I can think of quite a few German words that start with "J"), but they are differences in application rather than fundamental changes. Certainly his code was the first in common use that would be compatible with tone receiving vs. the clackety-clack of landline sounders.

References:

<http://kf4houtr.tripod.com/mc.htm>  
<http://www.hostenr.com/funcases/morse.htm>  
<http://www.du.edu/~jcalvert/tel/hearte.htm>  
<http://www.du.edu/~jcalvert/tel/morse/morse.htm#codes>  
[http://dictionary.laborlawtalk.com/Morse\\_code](http://dictionary.laborlawtalk.com/Morse_code)  
[http://en.wikipedia.org/wiki/Morse\\_code](http://en.wikipedia.org/wiki/Morse_code)

MIXING OLD AND NEW TECHNOLOGIES CAN BE FUN

Grant McDuling VK4JAZ #9635

Ever thought that by continuing to focus on CW you risk consigning yourself to the past? Well this has taxed my mind over the past few years. How could I reconcile the fact that CW is a fun, worthwhile mode to master with what I think the very notion of, to me, 'hamming' is all about – making use of electronic technology to communicate with others.

I find the very idea of being able to cobble up a simple transceiver from a hand full of parts and using it to communicate with someone hundreds, or even thousands, of kilometres away, absolutely magical. And to do so easily, from a technological point-of-view, necessitates being able to communicate via CW because SSB or AM transceivers are so much more complicated to build from scratch or even a kit. And they cost so much more too.

Imagine then my delight when I came across CQ100, a web-based transceiver that allows me to communicate with others while improving my CW skills at the same time. Yes, CQ100 is a very clever piece of software that has the 'feel' of a real transceiver without the need for space consuming antennae. That's because it doesn't actually use the airwaves, as we know it; it is essentially a voice over Internet system that works fabulously.

It does cost a modest amount – but you can try it on a trial basis for three months. And you do need to be a licensed amateur. You can download yours from their website <http://www.qsonet.com/>


Apart from being able to see what stations are 'on air' – you do this by clicking your mouse on a little marker on the frequency bar on the rig's monitor panel, which tunes you in on that frequency and displays the salient details of the transmitting station. And if you click your mouse on the stations details, you are directed through to their information page on QRZ.com. Really neat!

Now this is where it gets interesting. You see, CQ100 has a built in keyer that allows you to send CQ via the computer's keyboard.

This meant I had a new skill to master. I could plug my straight key into the computer's sound card but I have decided to make do with the keyboard because it is so much easier to send and it allows me to concentrate on developing my receiving skills, which most people agree is the harder of the two to master.

I have found that sending CW via the keyboard to be an interesting exercise, especially when you are used to sending 'the sound' of what it is you are sending. For instance, the traditional 'sk e e' to end off got me stumped many times because the sound of the short transmission doesn't look like the keys you need to press to achieve it (if you know what I mean). I'm sure those of you who are predominantly CW types will find typing your call sign doesn't come as easily as hammering it out on the key according to sound.

Using CQ100 to communicate with CW is addictive. Try it. You may find old and new technologies do blend very nicely indeed.



Shot of the CW100 screen

#### PLAN 'FLYPAPER'

By John Kirk, VK4TJ / VE6XT #9080

"...And amateur operation ceased for the duration of hostilities".

How often have you heard that about World Wars I & II? It turns out they weren't quite telling the truth, at least in the UK, according to details recently made public under freedom of information legislation. The much-esteemed Louis Varney, G5RV, was one of a select number of amateurs permitted to continue operating during the Second World War. Only recently have details of the operation been made available and Harry Heap G5HF has provided the following information that was put together by Bob G3ASE.

In 1944, two unusual operations were carried out. The call signs G7FA to G7FJ, (previously unused), were officially allocated to well known radio amateurs. These included G5KJ (K. Morton Evans), G6GL (G.R.Lee), G5SR (S.Riesen), G8LT (R.W.Addie) and G5RV (R.L.Varney). Operating under strict restrictions from 8/10/1944 this "Plan Flypaper" was intended to trail a coat in front of the Germans in the radio amateur field. The war was nearing its close and it was thought that some useful information might arise. Although many foreign amateur stations were contacted (including of course all the other G7's) up to the closedown of Plan Flypaper on 10/6/1945 nothing useful came of it. Strangely enough, in addition to making contact with several neutral countries, a number of amateur German call sign stations were 'worked', but whether these were authentic has not been established. The second more serious purpose lay in the "Wilton Scheme" which operated briefly from March to 24 May 1945. It was feared that the Nazis might use our prisoners of war as hostages and so if we were able to make radio contact with the prisoners it would enable us to get information about any ill treatment that might develop. In the various P.O.W. camps, radio amateurs and other radio engineers had constructed effective receivers and in some cases transmitters (the latter to be used only in a grave emergency). They had thus been kept informed of morale boosting events and news in general. Perhaps fortunately, no radio contact was made by the total of 8 G7s who took part!

# HOW DO I...?

Renew and get FISTS shirts and Operate KN0WCW

Please read this - it really will answer most of your questions

## HOW DO I JOIN?

Membership is open to all people interested in Morse code, irrespective of their speed and ability.

An application form is not necessary to join, but it gives us a more complete picture of our membership. You can download a North American membership application on the FISTS web page: <http://www.fists.org>.

An application can be mailed to you. Send a message Jim Ranieri, AA9LS, [aa9ls@turbotoads.com](mailto:aa9ls@turbotoads.com) and he will email it to you, or mail an SASE to him at 33778 Rebecca Rd, Kingston IL 60145 and Jim will send you an application via return postal mail.

To join without an application, send your name, call, and mailing address with your membership fee to Nancy WZ8C, PO Box 47, Hadley, MI 48440 (checks payable to FISTS).

To join using Paypal ([www.paypal.com](http://www.paypal.com)), send the funds to [fists@tir.com](mailto:fists@tir.com). In the comments box, type NEW MEMBERSHIP, your callsign, name and mailing address if different from your Paypal address. If you join via Paypal, you don't need to send in a paper application.

## HOW MUCH DOES IT COST?

Subscriptions are **\$15.00/year**; Under 17= **FREE**; College students = **\$10**. Family members may join FISTS at no extra charge-only one newsletter is mailed per household.

**Please make checks payable to FISTS CW Club and send to FISTS, P O Box 47, Hadley, MI 48440.**

***Do not send FISTS correspondence to Nancy WZ8C's callbook address.***

Checks can take 6-8 weeks to clear from the day received. Nancy processes them, then takes them to the bookkeeper. The bookkeeper enters them into the "official books", then takes them to the bank. Depending on schedules that month, it can take 6-8 weeks. ***It doesn't take 8 weeks to get your number, it just may take that long for your check to clear.***

## HOW DO I JOIN USING MY PAYPAL ACCOUNT?

North American FISTS accepts PAYPAL (<http://www.paypal.com>). Address your PAYPAL payment to **FISTS@TIR.COM**. To join via Paypal, type "New Membership" in the Paypal Comments Box, your name (if different from the name on your Paypal account), callsign, and mailing address. You don't have to send in a paper application if you join using Paypal.

## HOW DO I KNOW WHEN TO RENEW?

We send out renewal postcards, but if you renew prior to your renewal month it will save postage and printing costs as well as volunteer time. Your renewal date is on your Keynote mailing label in the form of year, month, date. For example 2005/4/4 would be a renewal date April 2005. The date of the month is meaningless, but the computer program requires a date, so generally the date of the month is the same as the month. 2005/12/12; 2006/5/5 etc.

## HOW DO I RENEW?

To renew, send \$15 (or \$10 if a student) to Nancy WZ8C (checks payable to FISTS) at FISTS, PO Box 47 Hadley MI 48440. If you are under 18 or over 79, there is no renewal fee, but let us know you're still interested so we can renew your subscription.

## WHAT IF I AM A MEMBER UNDER 18 or 80+?

Renewals are free for a teen (17-) or old-timer membership (80+), but you must notify WZ8C of your continued interest in FISTS, renewals are not automatic.

**HOW DO I ORDER CLUB SUPPLIES?** Irene W08E, 44609 N. Bunker Hill Dr., Clinton Twp, MI 48038 is our Supply Manager. Our supplies are sold as close to cost as possible

We offer: Metallic Gold logo stickers, 200 for \$3.50

I "red heart graphic" CW Stickers, 3/4" round stickers, \$3.50 for 200

Blue enamel cloisonne/gold metal "FISTS CW CLUB" octagon logo pin, with tie-tack type pin back \$1.50

White enamel cloisonne pin "I (red heart graphic) CW" "FISTS CW CLUB" along edge. 3/4" diameter circle tie-tack type pin on back \$1.50

Embroidered cloth patch of our rectangle key logo, \$1.00. The patches can be ironed on or sewn.

Plastic travel mugs (with lid) with I "heart" CW on both sides in red and blue. \$5.00

**You may use Paypal to order supplies. Send the total amount to [fists@tir.com](mailto:fists@tir.com) and put the items you would like in the comments box. Be sure your name & address are included.**

**ALL PRICES INCLUDE POSTAGE. DO NOT ADD POSTAGE TO YOUR TOTAL**

**HOW DO I GET FISTS SHIRTS?** Show the world that you are proud to be a FISTS member. We have t-shirts, sweatshirts, and polo shirts. The front of the t-shirts and sweatshirts are printed with:

I'm PROUD to be a KNOW CODE Ham

and the backs of the shirts are printed in light blue with the FISTS key logo graphic and

Join the Code Crusade

<http://www.fists.org>

The T-shirts are available in two solid colors: black or royal blue (a medium blue, not navy) Sweatshirts are gray with royal blue printing on the front and back.

The polo/golf shirts are sky blue with the FISTS key tastefully EMBROIDERED on the top left side. They are short sleeved and have a knit collar and a couple buttons at the neck.

Sizes are small, medium, large, XL, 2XL, and 3XL.(only polos and sweats avail in 3X, T's are sold out and Medium Polos are sold out)

All shirts are 50/50 blend. The T's are "Best" Fruit of the Loom. Sweats are 5.8 oz Jerzee and Polos are Fruit of the Loom. Price are: T-shirts = \$6.00 Sweats = \$11.00 Polos = \$15.00

PRICES INCLUDE POSTAGE. NOTE: Contact WZ8C ([nancy@tir.com](mailto:nancy@tir.com)) for non-USA or bulk order postage.

**You may order using Paypal.** The email address to use for Paypal is [fists@tir.com](mailto:fists@tir.com). Do NOT use [nancy@tir.com](mailto:nancy@tir.com). In the "comments" box of the Paypal form, please be specific about what you are ordering, since this info will be used to fill your order.

To order by mail, send your order (don't forget to include what color tshirt you want, and the size!) to

Nancy Kott WZ8C, PO Box 47, Hadley MI 48440

Checks payable to FISTS, Paypal to [fists@tir.com](mailto:fists@tir.com).

This is a limited time opportunity. When the shirts are gone - they're GONE, so get yours now!

**WHAT IS KN0WCW AND HOW DO I OPERATE KN0WCW?**


KN0WCW is the USA FISTS Callsign. Members in good standing (meaning, paid up dues) can operate KN0WCW from their home station after getting PERMISSION. To get permission, contact Karl Zuege, KB1DSB ([kb1dsb@sover.net](mailto:kb1dsb@sover.net)). A schedule of operators can be found on the FISTS Web page. Remember, when you're using KN0WCW, you're flying the flag for FISTS, so please operate responsibly.

## FISTS Beginnings...

Fists was founded in 1987 by Geo Longden, G3ZQ6, of Darwen, England, after recognizing a need for a club in which veteran operators would help newcomers and less-experienced ops learn and improve CW proficiency. During the first year membership reached 300, most of whom were in Great Britain and Europe.

The North American chapter was formed in 1990 to assist 11 members in the US receive the newsletter and as a banking convenience. Nancy Kott, WZ8C, of Hadley MI was named NA Representative, a position she still holds but now handles the affairs of over 4,500 US members.

World-wide, FISTS now number over 9,000 residing in all 50 US states and in over 50 foreign countries.



## FISTS CW Club • Application for Membership • Please Print Clearly

Name \_\_\_\_\_

Address \_\_\_\_\_

Address \_\_\_\_\_

City, State, ZIP \_\_\_\_\_

Call sign \_\_\_\_\_

Email \_\_\_\_\_

Birthdate \_\_\_\_\_

Visually Handcpd? \_\_\_\_\_

Signature \_\_\_\_\_

Date \_\_\_\_\_

Please enclose \$15 annual dues and return to:  
Nancy Kott WZ8C, POB 47, Hadley, MI 48440-0047

Sponsored By (optional) \_\_\_\_\_

Other interests/hobbies \_\_\_\_\_

Other club affiliations (ARRL, local, etc.) \_\_\_\_\_


*You are  
cordially  
invited*

Take this opportunity to learn about the FISTS CW Club, amateur radio's fastest growing organization. It's a unique club founded and maintained on solid principles using radio's oldest yet most reliable communications mode — CW!



We Support KNOW Code

# FISTS CW Club



North American Chapter  
International Morse Preservation Society

**J**oin the club devoted exclusively to CW operators and CW operating. We have three straightforward goals:

*Further the use of CW*

*Foster friendships among members*

*Encourage newcomers to use CW*

**A**lready over 9,000 members strong, FISTS is rapidly growing in North America and around the world. Brought together by a common love of Morse, FISTS members actively participate in a wide variety of amateur radio activities including nets, ragchewing, earning awards, and

***Accuracy  
Transcends  
Speed***

QRP, contesting and, of course, "Elmering". All activities include both slow and higher code speeds and emphasize courteous operating practices.

**O**ur members are young and old, both OM's and YL's. They live in every US state, hold every license class (in fact, some are unlicensed) and all enjoy CW communications at widely varying proficiency levels.

**F**ISTS is not tied to any commercial interests and has no paid employees. Our monthly newsletter, *The Keynote*, and all activities and programs are funded entirely by modest annual dues of \$15. Club members volunteer their time and services to make our many programs and activities run smoothly.

**R**equirements for FISTS CW Club membership are very simple. You simply have to like Morse code! You do not need to be a member of any other organization and there is no minimum Morse proficiency requirement. You don't even have to be a licensed amateur.

## Ongoing Events

The Keynote – Our newsletter about FISTS members with news, views, and Human interest items from the US and Around the world.

Code Buddies – Veterans helping less Experienced acquire on-air skills.

Slow Speed Nets

Fast Speed Nets

QSL Bureau – fast and efficient

CONTESTS

Seasonal Sprint – popular four-hour Free-for-alls.

Straight Key Week – Celebrating the art Of using a straight key.

AWARDS

Century Award – get a "CC" number and Exchange it with others to earn a variety Of certificates and awards.

QRP Awards – show off using "wits instead Of watts" by earning our QRP endorsements.

Worked All States – challenging, but lots Of fun!

And many more awards, check our Web page <http://www.fists.org>

The International Morse Preservation Society  
FISTS  
East Asia Chapter



Newsletter  
morsEAsia

June 2007

Vol. 19 since Jul.2004

From The Editors Desk

Hello, Fists.

I'm sorry to discontinue publication of this newsletter for 4 months. Because of a number of reasons, I often lost my grip and could not continue to edit this newsletter in English in front of my word processor. I have to apologize to the members who have contributed their fine messages on this newsletter in this spring. Now I think I can keep editing monthly and you can expect hot messages from east-Asian FISTS.

On this issue, I have to inform you about the new members and activities held now on the air in JA. We are still very active on bands. You can read a good story of an eyeball meeting of Nao, JO3HPM and John, 9V1VV which was held in Singapore, in February and an exciting QRP report of Taro, JR0QWW is reported

See you on the air!  
73 de JJ8KGZ # 4843, Leo H Tsukada

New Members

April 4, 2007 Kotaro, JQ6PAQ (#15031)  
May 21, 2007 Yoshi, JH0OXS (#15032)  
May 21, 2007 Tubo, JL8KUS (#15033)  
May 21, 2007 Kazu, JK1TCV (#15034)

**Kotaro, JQ6PAQ** bears the callsign which indicates his QTH, Kyushu island, but he lives in Tama district in Tokyo and he operates with his /1 on his suffix. He says, "Although ten years has passed since I got my CW license, I can only operate my 599 BK with these contest stations and I cannot even operate, so called the "Rubber stamp QSO"". That dilemma led him to join FISTS and he hopes to improve his CW skills by taking part in the CW net and chatting with fellow members. **Yoshi, JH0OXS** has come back to this ham radio world with his FT-920 after a long period of QRT. He used to chase DXCC and wanted to start it again. He learned CW and now he's enjoying SKED QSOs with Man, JG0SXC every night. **Kazu, JK1TCV** is one of the members of Japan A1 club and an enthusiast of QRP. He has enjoyed CW for over 17 years and wants to expand his horizon with leaning English to chat with fellow FISTS. **Tubo, JL8KUS** lives in a condo in Hakodate, the most southern port city in Hokkaido. He extends his fishing rod and stealth wire antenna along the wall of the building and is active with his QRP. You may see their messages on another issue of this newsletter someday.

Messages contributed by members

My first visit to foreign FISTS

**By Nao, JO3HPM, #15008**

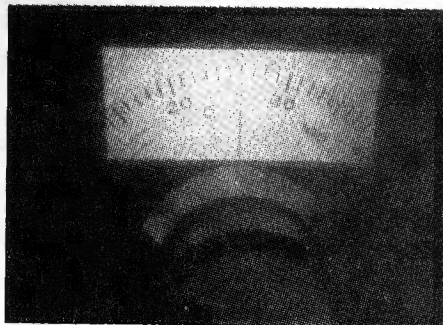
Last autumn, I decided to attend at a conference held in Indore, India in January end. I asked a travel agency for arrangement of an airline ticket. The agency showed a flight plan via Singapore. I was disappointed a little first, because it was not a direct flight. However, I changed my thought soon. "Wait a moment! Singapore is the country where John, 9V1VV, who is a FISTS East Asia member, lives in. This is a once-in-a-lifetime opportunity to visit him." I accepted the flight plan.

One Sunday on December when I thought I need to contact him, I started to call CQ FEA NET. John replied soon to me after a half-year interval. What a coincidence! He must use telepathy. I said my wish to visit him at once. He replied he would welcome me very much.

This was my first visit to foreign ham friends. Before the visit, I worried if I could talk and enjoy the meeting. But when I saw John's gentle smiling face and shook hands with him, my strain was freed and I realized all things must go well. I think he will post a nice article about our pleasant evening to this newsletter. Therefore I don't write details. The conversation of John and David, 9V1RH was very fun. It was like a Manzai (Stand-up comedy) in Japan. After I said good-bye and during taking a taxi to the airport, I was filled with happy feelings. I am proud that I am a member of FISTS, which is international club. Of course, I am proud that I am a radio amateur, too.

If I can take an opportunity to visit other countries again, I look for a FISTS who lives near the place where I stay. And I will send email to him or her. It may be you next time.

Thank you John. Please don't drink Thai whisky too much!  
73





Visitors from JA land  
By John, 9V1VV, #8998

In February, I had a very pleasant evening with some visitors from Japan. They were Ohshima-san, (Left) Suzuki-san (Centre) and Nao-san / JO3HPM (2nd from right). I am the handsome one on the right and David / 9V1RH is the other person.



The chaps from JA were en route to Japan from India, where they had attended a conference. They had spent the day in Singapore resting at the botanical gardens and wandering around until the evening when we met.

They came back to my place and Nao-san had a guided tour of the shack (possibly a contender for the Guinness Book of Records Smallest Radio Shack in the World category). That's him seated in the one and only chair that can fit.



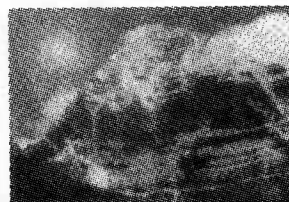
Nao-san (Naoyasu Hosoda san) is a very keen CW operator and is active in the FISTS EA chapter. Do join in our slow and medium speed CW skeds if you can. Afterwards we adjourned for fish-head curry round the corner and many mugs of coffee, since we are all teetotalers except for David, who polished off 3 bottles of Tiger and a bottle of Thai whisky single-handed. That's probably why he's looking a little odd! It was a fun evening and an example of amateur radio camaraderie. Just a few blokes sharing a hobby and having a laugh. Incidentally, it transpired during the evening that all 3 visitors held PhD's in various aspects of particle physics, making David and I feel a bit thick.

I did advise them all that I too held a PhD - a Pretty High Diploma!

Around 7.026MHz  
By Leo, JJ8KGZ, #4843

If you have an opportunity to visit Japan and take your tiny HF rigs such as FT-817, KX-1 or other small QRP rigs, you will be able to hear some JA-FISTS on 7.026MHz almost every night. Sitting beside the window of your hotel and extending your stealth wire ANT along the room wall, you may have a chance to have QSOs with them as long as your SWR is OK. I have had SKED QSOs with Isao, JQ2SFZ for over a year on that frequency and other members get on the air after the dinner. They are very active from about 2200-2400JST. OR if you prefer to call CQ, 7.026MHz must be a great spot for fishing. Most of the stations enjoy slow chats with their beloved straight keys or paddles and exchange their information or only enjoy chewing the rug.

A month ago, Atsu, JE1TRV and Aki, JJ1TTG and I started a QRQ round table QSO at the speed of 30 wpm in the evenings on Sundays and Manabu, JE1RZR joined us. We have had and enjoyed the QSO for a month now. We used to have QSOs with the keying speed around 26-28 wpm but it is the first time for us to be on the air with the minimum speed of 30 wpm. Of course we are always aware of the slogan of FISTS which says "Accuracy Transcends Speed & Courtesy at All Times". But on the other hand, we found an enjoyment of head copying, which made us want to brush up our skills and practice sending codes on high speed. Higher the keying speed gets, much more information we can send in a certain period of time. So far, in that round table QSOs, we have talked about our families such as our kids, XYLS or our weekend activities. So the frequency, 7.026MHz is your "must hear" when you are in Japan and all of the members welcome you and will be excited to hear your signal. But please make sure that you have to get "7J" callsign before you come to Japan. It's the special call sign for foreign operators who hope to operate in Japan. We are pleased to help you get the callsign to make your trip in Japan a great experience. It needs about a month to get the call. CU on the air. 73 de JJ8KGZ



First ever participant from NA chapter in the FEA net  
By Nao, JO3HPM, #15008

May 13 was a historic day for the FEA net. We had a participant from USA for the first time. When Allen N5XZ called me, I doubted my ear. Unfortunately, a regular participant, John VK4TJ could not copy him. But John gave me a kind congratulation during the net. He said, "We should change our net name from the FISTS East Asia net to the World FISTS net. Hi." I have a dream that our four chapter's members will one day join in the net where they will not be judged by only the proficiency of their code skill but by the content of their character. Please join the net!



## Trip to Osaka with my equipment

By Taro, JR0QWW, # 5578

The first week of March, I went to Osaka due to my work with my tiny equipment, KX-1, MP-1, and others. The purpose of this trip was to take part in a meeting hold in Osaka on March 04. Then I took off Niigata air port in late afternoon on March 03. Only one hour flight brought me to Osaka. It was amazing that I took only three hours to Osaka station from my home door.

At first, while I reached the hotel in the front of Osaka Station, I had QRV on 433MHz/FM, because I like the band, and my room was on 20<sup>th</sup> floor, which was very nice location to QRV on the bands. I could have some QSOs on 433MHz band in a moment, even though it was late night.

Next day, Sunday, March 04, I woke up early morning and had breakfast. I checked out the hotel and moved to the meeting place, and found a small park near the meeting place (Figure 1). I prepared the MP-1, the tiny whip antenna (Figure 2) and KX-1 with another battery (Figure 3), and tried to QRV on 40m band, aimed to join the FEA CW Net which was held on 8 a.m. I was ready to QRV at 8:11. I could hear some QSOs in the Net, JJ8KGZ, JG0SXC, and JO3HPM but I could not hear other stations at that time. They were weak, but I tried to QSO with them, and made break some times. On 8:29 JST, Leo, JJ8KGZ noticed me, caught my call, and sent me RST report, 229. I was so excited to QSO with him. My tiny rig and antenna from bad location (Figure 1, 4) could send my wave to far area, Hokkaido. Of course, I really appreciated that the guys on the CW net could catch my weak wave. Only one QSO satisfied me that day and I reaffirmed myself that the radio was much fun!!

Figure 1




Figure 2




Figure 3

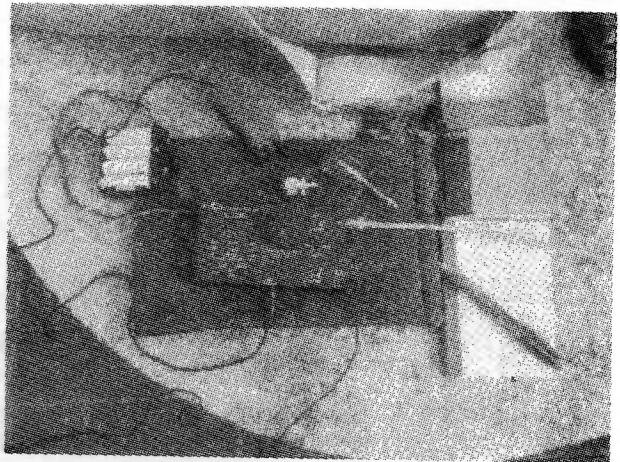



Figure 4



## Waiting for your contribution:

FISTS EA admin. is waiting for your messages or comments any time. Please feel free to send yours by e-mail to [jj8kez@fists-ea.org](mailto:jj8kez@fists-ea.org) or [jj8kez@jarl.com](mailto:jj8kez@jarl.com). Attaching some JPG images are always welcome.

## morseEAsia E-Mail Distribution

Harry, JL3AMK #15002 is planning to distribute our newsletter "morseEAsia" to FISTS members via e-mail. Please let him know your name, callsign (if you have), FISTS Number, and e-mail address. His e-mail address is <webadmin at fists-ea.org>.

## FISTS EA activities

### Suggested Calling Frequencies

You can find FISTS members on/near following recommended calling frequencies. QSO's should be QSY'd another frequency. Recommended area of activity: +/- 10 kHz

FISTS	160m	80m	40m	30m	20m	17m	15m	12m	10m	6m	2m
			7.026	10.118					28.058		
<u>East Asia</u>	-	-	7.028 (*1)	10.138 (*2)	14.058	18.085	21.058	24.918	28.158 (*3)	-	-
HQ/Europe	1.818	3.558	7.028	10.118	14.058	18.085	21.058	24.918	28.058	-	-
North America	1.808	3.558 3.708	7.028 7.058 7.118	10.118	14.058	18.085	21.058 21.158	24.918	28.058 28.158	50.058	144.058
Down Under	1.808	3.528	7.028	10.118	14.058	18.085	21.058 21.158	24.918	28.058 28.158	-	

- (\*1) JA members are active around 7.026 because 7.028 is center of frequency allocation for digital communications in Japan.
- (\*2) BV [Taiwan] stations are allowed to use 10.130 to 10.150.
- (\*3) BV [Taiwan] stations are allowed to use above 28.100.

## FISTS East Asia CW Net

We have informal CW sessions for ANYONE who wants to practice English QSO.

When	on Sundays @ East Asia between 7.025MHz and 7.030MHz, sometimes between 18.080MHz and 18.085MHz, or around 10.138MHz
Part I	starting 2300UTC on Saturdays (0700 Taiwan/Singapore Time, 0800 JST on Sundays)
Part II	between 14.050MHz and 14.055MHz sometimes between 18.080MHz and 18.085MHz, or around 10.138MHz starting 0800UTC on Sundays (1600 Taiwan/Singapore Time, 1700 JST on Sundays)
Speed	12WPM to 15WPM
Controlled by	Nao, JO3HPM, Sugi, JK7UST/JE7YTQ, and Leo, JJ8KGZ
Managed by	Nao, JO3HPM
Any other announcements	might be posted to the FEA English <u>BBS</u> .

# FISTS EA NET Result

No.	Date (Y/M/D)	Time (UTC)	Freq. (MHz)	Controller	Participant
128-2	2007/6/3	0800-0905	14.054	JO3HPM(Nao)	VK4TJ(John), JE1TRV(Atsu)
128-1	2007/6/2	2300-2345	7.026	JJ8KGZ(Leo)	JL1IRB(Hoz), JE1RZR(Manabu), JO3HPM(Nao), JG0SXC(Man), JK7UST(Sugi)
127-2	2007/5/27	0800-0910	14.053	JO3HPM(Nao)	VK4TJ(John), JE1RZR(Manabu)
127-1	2007/5/26	2310-2425	7.0264	JE7YTQ(Sugi)	JE3UWU(Atsu), JJ1IZW(Masa), JO3HPM(Nao), JG0SXC(Man), JL1IRB(Hoz), 7K1CPT/1(Yama), JQ2SFZ(Isao), JF3KNW(Nobu)
126-2	2007/5/20	0800-0900	14.054	JO3HPM(Nao)	VK4TJ(John)
126-1	2007/5/19	2300-2420	7.0265	JE7YTQ(Sugi)	JJ8KGZ(Leo), JE1RZR(Manabu), JE1TRV(Atsu), JQ2SFZ(Isao), JL1IRB(Hoz), JO3HPM(Nao)
125-2	2007/5/13	0800-0900	14.054	JO3HPM(Nao)	VK4TJ(John), N5XZ(Allen), JE1RZR(Manabu)
125-1	2007/5/12	2300-2400	7.0265	JJ8KGZ(Leo)	JR0QWW/0(Taro), JK7UST(Sugi), JO3HPM(Nao), JL1IRB(Hoz), JF3KNW(Nobu)
124-2	2007/5/6	0800-0900	14.055	JO3HPM(Nao)	VK4TJ(John), JF3KNW(Nobu)
124-1	2007/5/5	2300-2415	7.0265	JE7YTQ(Sugi)	JG0SXC(Man), JE1RZR(Manabu), JO3HPM(Nao), JJ1IZW/3(Masa), JE1TRV(Atsu), JJ8KGZ(Leo)
123-2	2007/4/29	0800-0815	14.050	JO3HPM/4(Nao)	none
123-1	2007/4/28	2300-2400	7.001	JJ8KGZ(Leo)	JR0QWW/0(Taro), JE1RZR(Manabu), JA1NUT(Shin), JK7UST(Sugi), JO3HPM/4(Nao)
122-2	2007/4/22	0828-0852	14.054	JO3HPM(Nao)	none
122-1	2007/4/21	2300-2400	7.025	JE7YTQ(Sugi)	JE1TRV(Atsu), JE1RZR(Manabu), JG0SXC(Man), JO3HPM(Nao), JL1IRB(Hoz), JJ8KGZ(Leo), JF3KNW(Nobu)
121-2	2007/4/15	0800-0855	14.054	JO3HPM(Nao)	VK4TJ(John)
121-1	2007/4/14	2300-2345	7.027	JJ8KGZ(Leo)	JG0SXC(Man), JQ2SFZ(Isao), JE1RZR(Manabu), JO3HPM(Nao), JF3KNW(Nobu)
120-2	2007/4/8	0800-0850	14.054	JO3HPM(Nao)	VK4TJ(John)
120-1	2007/4/7	2300-2400	7.026	JE7YTQ(Sugi)	JE1TRV(Atsu), JL1IRB(Hoz), JE1RZR(Manabu), JO3HPM(Nao), JQ6PAQ(Kota), JG0SXC(Man), JF3KNW(Nobu)
119-2	2007/4/1	0800-0904	14.055	JO3HPM(Nao)	VK4TJ(John), JK7UST(Sugi)
119-1	2007/3/31	2300-2413	7.0265	JE7YTQ(Sugi)	JE1TRV(Atsu), JJ8KGZ(Leo), JO3HPM(Nao)
118-2	2007/3/25	0800-0900	14.054	JO3HPM(Nao)	JE1RZR(Manabu), VK4TJ(John), JK7UST(Sugi)
118-1	2007/3/24	2300-2415	7.0265	JJ8KGZ(Leo)	JK7UST(Sugi), JO3HPM(Nao), JG0SXC(Man), JE1RZR(Manabu), JF3KNW(Nobu)
117-2	2007/3/18	0800-0840	14.054	JO3HPM(Nao)	VK4TJ(John)
117-1	2007/3/17	2300-2400	7.0255	JE7YTQ(Sugi)	JO3HPM(Nao), JG0SXC(Man), JE1RZR(Manabu)
116-2	2007/3/11	0800-0900	14.054	JO3HPM(Nao)	9V1VV(John), BX2AH(Chen), VK4TJ(John)
116-1	2007/3/10	2300-2413	7.026	JE7YTQ(Sugi)	JO3HPM(Nao), JE1TRV(Atsu), JL3SIK(Jean)
115-2	2007/3/4	0800-0900	14.054	JO3HPM(Nao)	ZL2AOH(Ralph), VK4TJ(John), JK7UST(Sugi)
115-1	2007/3/3	2300-2400	7.0265	JJ8KGZ(Leo)	JK7UST(Sugi), JO3HPM(Nao), JG0SXC(Man), JL1IRB(Hoz), JR0QWW/3(Taro)
114-2	2007/2/25	0800-0910	14.0525	JO3HPM(Nao)	VK4TJ(John), JE1TRV(Atsu)
114-1	2007/2/24	2300-2405	7.0254	JE7YTQ(Sugi)	JJ8KGZ(Leo), JO3HPM(Nao), JG0SXC(Man)
113-2	2007/2/18	0800-0908	14.054	JO3HPM(Nao)	VR2DL(Tat), VK4TJ(John), JE1TRV(Atsu)
113-1	2007/2/17	2300-2400	7.026	JJ8KGZ(Leo)	JR0YRC(Man), JR0QWW(Taro), JK7UST(Sugi), JO3HPM(Nao), JL1IRB(Hoz)
112-2	2007/2/11	0800-0908	14.054	JO3HPM(Nao)	ZL2AOH(Ralph), VK4TJ(John), BX2AH(Chen), ZL2SWR(Stan)
112-1	2007/2/10	2300-2403	7.0215	JE7YTQ(Sugi)	JF3KNW(Nobu), JE1TRV(Atsu), JJ8KGZ(Leo), JJ1IZW(Masa), JO3HPM(Nao)

**FISTS CW CLUB**

**PO Box 47, Hadley MI 48440**

Please note that YOUR RENEWAL  
DATE is on the TOP LINE of your  
MAILING information.

(format: FISTS# year/month/day)

*Save volunteer wear and tear - renew  
now, don't wait for a renewal postcard.*

*If your renewal date is incorrect, let  
WZ8C Nancy know so she can fix it.*

NONPROFIT  
US POSTAGE

PAID

LAPEER, MI

PERMIT #104